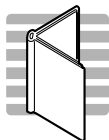


Solaris 9 4/04 Installation Roadmap

This document is a guide to the DVD-ROM, CD-ROMs, and documents involved in installing the Solaris™ 9 4/04 software. Unless otherwise specified, this document refers to both DVD-ROMs and CD-ROMs as “discs”.

Some CD-ROMs in this Solaris 9 4/04 kit are not mentioned in this document, but provide additional software for your convenience. Those products do not need to be installed for your system to use the Solaris operating environment. To install and use those products, read the documentation associated with those CD-ROMs.

Some documents mentioned here are provided in online form rather than printed hardcopy in your kit. For information on reading documents on the web or on discs in this kit, read “Solaris Installation Documents” on page 5 in this document.



Beginning Your Solaris Installation

The best way to begin your installation of Solaris 9 software is by reading the *Start Here* and the Sun Java™ Enterprise System *Start Here* documents inside the media folders for each set of software. Read these instructions to decide which type of Solaris installation is right for you.

You can choose the Solaris Web Start installation procedure or the traditional Solaris Interactive Installation procedure.

- If you choose the Solaris Web Start installation procedure, the information you need is in the *Start Here* document and in instructions that appear when you use the Solaris 9 4/04 Installation CD-ROM or the Solaris 9 4/04 Operating Environment on DVD-ROM. More detailed information about this process is in the *Solaris 9 Installation Guide*.
- If you decide to use the Solaris Interactive Installation procedure, it runs directly from the Solaris 9 4/04 Software (1 of 2) CD-ROM. If you need to know more about Solaris software and other software products before installing them, read

the rest of the sections of this roadmap. (There are special software installation procedures for some SPARC systems in the *Solaris 9 4/04 Sun Hardware Platform Guide*.)

The Solaris Web Start installation procedure installs software from the two Solaris 9 4/04 Software CD-ROMs, the Solaris 9 4/04 Languages CD, one or more of the Solaris 9 4/04 Documentation CD-ROMs, and the Solaris 9 4/04 Software Supplement CD-ROM (SPARC systems only). If you are using the Solaris 9 4/04 Operating Environment DVD-ROM, the equivalents of all these CD-ROMs are installed from that disc.

Components of the Java Enterprise System can be installed at the same time if you use the Solaris Web Start installation procedure. If you use the Solaris Interactive Installation procedure, the Java Enterprise System software can only be installed separately.

Some CD-ROMs provided in this kit might not be installed through the Solaris Web Start process. To install that software, follow the instructions in the documents associated with each CD-ROM.

Solaris DVD-ROM and CD-ROMs

This section describes the discs contained in the media folder of a Solaris 9 4/04 kit. The description of each disc identifies the major pieces of software on it and points to the documents that contain installation instructions for each software product. Some media kits contain primarily DVD-ROMs; others contain only CD-ROMs.

Also see the Java Enterprise System *Start Here* for details on the discs in the Java Enterprise System media kit if you want to install both sets of software at the same time.

Note – You must install the Solaris 9 operating environment before installing any of the other software that comes with it.



Solaris 9 4/04 Operating Environment DVD-ROM

Your kit includes a DVD-ROM. This DVD-ROM contains the equivalent content of the following CD-ROMs:

- Solaris 9 4/04 Installation CD-ROM
- Solaris 9 4/04 Software CD-ROMs (1 of 2 and 2 of 2)
- Solaris 9 4/04 Languages CD-ROM

- Solaris 9 4/04 Documentation CD-ROMs (1 of 2 and 2 of 2)
- Solaris 9 4/04 Software Supplement CD-ROM (SPARC platforms only)

Note – There is additional software that is supplied only on separate CD-ROMs, such as the Solaris Software Companion CD-ROM, that are not included on the DVD-ROM.



Solaris 9 4/04 Installation CD-ROM

This CD-ROM is the starting point for the Solaris Web Start installation method. You can use this CD-ROM to begin an installation of software contained in this kit on both desktop and server systems. This is the same installation process that is started from the Solaris DVD-ROM.

TO INSTALL: First, be sure to read about any known problems described in the *Solaris 9 4/04 Release Notes*, and the *Solaris 9 4/04 Release Notes Supplement for Sun Hardware (SPARC only)*.

Read the “Supported Sun Hardware” chapter in the *Solaris 9 4/04 Sun Hardware Platform Guide* to determine if your Sun SPARC hardware supports this Solaris release. Then read that document and the *Solaris 9 4/04 Release Notes Supplement for Sun Hardware* to determine if there are special installation instructions for your hardware.

For more installation information, see the *Solaris 9 Installation Guide*.



Solaris 9 4/04 Software CD-ROMs

This pair of CD-ROMs contains the primary Solaris operating environment software. You can use the bootable CD-ROM (labeled “1 of 2”) as the starting point for installation methods other than Solaris Web Start. The pair of CD-ROMs contains the Solaris 9 4/04 Operating Environment, which includes the SunOS™ and Common Desktop Environment (CDE) software. It also contains Netscape™ software.

Some additional software products are provided in a directory named `EA` on the Solaris 9 4/04 Software 2 of 2 CD-ROM.

TO INSTALL: If you use the Solaris 9 4/04 Installation CD-ROM, contents of the Solaris 9 4/04 Software CD-ROMs will be installed automatically. If you decide to install the Solaris operating environment software directly from the Solaris 9 4/04 Software 1 of 2 CD-ROM, see the *Solaris 9 Installation Guide*. If you want to install a software product from the `EA` directory, follow the instructions in the files provided with that product.



Solaris 9 4/04 Languages CD-ROM

This CD-ROM contains message files and other software in languages other than English. The appropriate contents are installed from this CD-ROM if you configure your system to use a non-English locale.

TO INSTALL: If you use the Solaris 9 4/04 Installation CD-ROM, any software needed from the Solaris 9 4/04 Languages CD-ROM is installed automatically. The contents of this CD-ROM are already integrated into the Solaris DVD-ROM.



Solaris 9 4/04 Documentation CD-ROMs

Your kit may contain two Documentation CD-ROMs. Each contains documentation sets in PDF and HTML formats for different language groupings.



The documentation sets provide manuals for users, administrators, and developers.

TO INSTALL: If you use the Solaris 9 4/04 Installation CD-ROM, any software needed from the Solaris 9 4/04 Documentation CD-ROMs is installed automatically. To install any of the software and documentation sets separately, see the *Solaris 9 Installation Guide*. You also can read the PDF and HTML manuals directly from the disc.



Solaris 9 4/04 Software Supplement CD-ROM

This CD-ROM is known as the “Supplement CD.” It contains additional software for use on Sun SPARC hardware products. These software products include:

- Java 3D™ 1.3.1 software
- OpenGL® 1.3 graphics library runtime software
- SunForum™ 3.2 data conferencing software
- SunATM™ 5.1 driver
- SunHSI/P™ 3.0 driver for PCI bus
- Sun Remote System Control 2.2.2 (RSC) software
- SunVTST™ 5.1 PS5 diagnostic software
- Sun Enterprise™ 10000 System Service Processor 3.5 (SSP) software
- Sun Enterprise 10000 Capacity On Demand 1.0 software
- Sun Fire™ System Management Services 1.4 software
- Lights Out Management 2.0 software
- Netra™ ct Platform 1.0 software
- Netra t11xx Alarms 2.0 software

- WDR 1.0 software
- Sun Fire B10n load balancing blade 1.1 software
- Solaris 9 4/04 on Sun Hardware Documentation set, which includes online manuals in PDF and HTML formats about using the software on this CD-ROM, and additional manuals about using this Solaris release on Sun hardware products

This CD-ROM might also contain patches needed by some systems.

TO INSTALL: For most software on this CD-ROM, read the “Installing Software from the Solaris 9 4/04 Software Supplement CD-ROM” chapter in the *Solaris 9 4/04 Sun Hardware Platform Guide*. For the SSP 3.5 software, see the *Sun Enterprise 10000 SSP 3.5 Installation Guide and Release Notes* in the online Solaris 9 4/04 on Sun Hardware Documentation set.



Solaris Software Companion CD-ROM

This CD-ROM contains a collection of Linux applications and other Free and Open Source software for the Solaris 9 4/04 operating environment. For more information, please visit this site: <http://www.sun.com/software/solaris/freeware>. The contents of this CD-ROM are not included in the Solaris 9 4/04 Operating Environment DVD-ROM.

Note – This software is not supported and no warranty of any kind is offered. Some portions of the software are provided with notices and/or licenses from other parties which govern the use of those portions. Though support and assistance with this software are not provided by Sun Microsystems, support is widespread and found in many places such as newsgroups and web sites.

TO INSTALL: Insert this CD-ROM during the Solaris 9 4/04 installation process when you are prompted about installing additional products. Or you can install software at any time by inserting this CD-ROM and running the install wizard provided on the CD-ROM.

Solaris Installation Documents

This section describes the documents used to install software contained in the Solaris 9 4/04 media kit. Many of these manuals are available in online form on DVD-ROM or CD-ROMs in this kit or at <http://docs.sun.com>.

Documents are available from the following `index.html` files:

DVD-ROM:

`/cdrom/cdrom0/s0/1of2_Doc_CD/index.html`

`/cdrom/cdrom0/s0/2of2_Doc_CD/index.html`

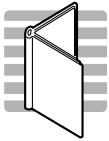
`/cdrom/cdrom0/s0/SW_Supp_CD/Docs/index.html` (for SPARC only)

CD-ROM:

`/cdrom/cdrom0/index.html` (Either Solaris 9 4/04 Documentation CD-ROM)

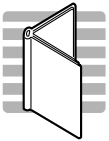
`/cdrom/cdrom0/Docs/index.html`

Note – Only documents that are needed for installation of the main Solaris software are listed here.



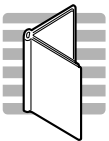
Solaris Start Here

This document is inside the Solaris Media folder. This document provides concise instruction for installing Solaris 9 software from a DVD-ROM or from CD-ROMs. It explains how to begin some of the simpler installation procedures.




Solaris 9 4/04 Release Notes

This document includes installation news, product bug descriptions, information about new features, patches, and end-of-feature statements. The online release notes are available in several formats on the Solaris 9 4/04 Documentation CD-ROMs and in its most up-to-date edition at the <http://docs.sun.com> website.



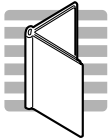
Solaris 9 4/04 Release Notes Supplement for Sun Hardware

This document includes additional bug descriptions and news that apply to installing and using this Solaris release on Sun SPARC hardware products. It also provides release notes for software provided on the Solaris 9 4/04 Software Supplement CD-ROM. It is available at the <http://docs.sun.com> website, but not on discs contained in this kit.



Solaris 9 4/04 Sun Hardware Platform Guide

This document provides information about Sun SPARC hardware that is supported by this Solaris release. It also describes the software contained on the Solaris 9 4/04 Software Supplement CD-ROM and explains how to install that software. It is available online in the Solaris 9 4/04 on Sun Hardware Documentation set on the Solaris 9 4/04 Software Supplement CD-ROM.

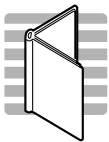


Solaris 9 Installation Guide

This document describes in detail how to install and upgrade Solaris software. This document also describes how to install Solaris software on servers and clients in a network environment. It provides examples of using the custom JumpStart™ utility to automate installations. It is available on the Solaris 9 Documentation CD-ROM in the Solaris 9 4/04 Installation set.



Sun Java Enterprise System



Start Here

Refer to the Sun Java Enterprise System *Start Here* document inside the Sun Java Enterprise System Media folder for information about installing Sun Java Enterprise System software and reading product documentation.

Copyright 2004 Sun Microsystems, Inc., 4150 Network Circle, Santa Clara, California 95054, U.S.A. All rights reserved.

Sun Microsystems, Inc. has intellectual property rights relating to technology that is described in this document. In particular, and without limitation, these intellectual property rights may include one or more of the U.S. patents listed at <http://www.sun.com/patents> and one or more additional patents or pending patent applications in the U.S. and in other countries.

This document and the product to which it pertains are distributed under licenses restricting their use, copying, distribution, and decompilation. No part of the product or of this document may be reproduced in any form by any means without prior written authorization of Sun and its licensors, if any.

Third-party software, including font technology, is copyrighted and licensed from Sun suppliers.

Parts of the product may be derived from Berkeley BSD systems, licensed from the University of California. UNIX is a registered trademark in the U.S. and in other countries, exclusively licensed through X/Open Company, Ltd.

Sun, Sun Microsystems, the Sun logo, Solaris, Answerbook, JumpStart, SunOS, Netra, SunVTS, Sun HSI/P, SunForum, Sun ATM, Java, Java 3D, Sun StorEdge, Sun Blade, Sun Fire, and Sun Enterprise are trademarks or registered trademarks of Sun Microsystems, Inc. in the U.S. and in other countries.

All SPARC trademarks are used under license and are trademarks or registered trademarks of SPARC International, Inc. in the U.S. and in other countries. Products bearing SPARC trademarks are based upon an architecture developed by Sun Microsystems, Inc.

The OPEN LOOK and Sun™ Graphical User Interface was developed by Sun Microsystems, Inc. for its users and licensees. Sun acknowledges the pioneering efforts of Xerox in researching and developing the concept of visual or graphical user interfaces for the computer industry. Sun holds a non-exclusive license from Xerox to the Xerox Graphical User Interface, which license also covers Sun's licensees who implement OPEN LOOK GUIs and otherwise comply with Sun's written license agreements.

U.S. Government Rights—Commercial use. Government users are subject to the Sun Microsystems, Inc. standard license agreement and applicable provisions of the FAR and its supplements.

DOCUMENTATION IS PROVIDED "AS IS" AND ALL EXPRESS OR IMPLIED CONDITIONS, REPRESENTATIONS AND WARRANTIES, INCLUDING ANY IMPLIED WARRANTY OF MERCHANTABILITY, FITNESS FOR A PARTICULAR PURPOSE OR NON-INFRINGEMENT, ARE DISCLAIMED, EXCEPT TO THE EXTENT THAT SUCH DISCLAIMERS ARE HELD TO BE LEGALLY INVALID.

Copyright 2004 Sun Microsystems, Inc., 4150 Network Circle, Santa Clara, Californie 95054, Etats-Unis. Tous droits réservés.

Sun Microsystems, Inc. a les droits de propriété intellectuels relatants à la technologie qui est décrit dans ce document. En particulier, et sans la limitation, ces droits de propriété intellectuels peuvent inclure un ou plus des brevets américains énumérés à <http://www.sun.com/patents> et un ou les brevets plus supplémentaires ou les applications de brevet en attente dans les Etats-Unis et dans les autres pays.

Ce produit ou document est protégé par un copyright et distribué avec des licences qui en restreignent l'utilisation, la copie, la distribution, et la décompilation. Aucune partie de ce produit ou document ne peut être reproduite sous aucune forme, par quelque moyen que ce soit, sans l'autorisation préalable et écrite de Sun et de ses bailleurs de licence, s'il y en a.

Le logiciel détenu par des tiers, et qui comprend la technologie relative aux polices de caractères, est protégé par un copyright et licencié par des fournisseurs de Sun.

Des parties de ce produit pourront être dérivées des systèmes Berkeley BSD licenciés par l'Université de Californie. UNIX est une marque déposée aux Etats-Unis et dans d'autres pays et licenciée exclusivement par X/Open Company, Ltd.

Sun, Sun Microsystems, the Sun logo, Solaris, Answerbook, JumpStart, SunOS, Netra, SunVTS, Sun HSI/P, SunForum, Sun ATM, Java, Java 3D, Sun StorEdge, Sun Blade, Sun Fire, and Sun Enterprise sont des marques de fabrique ou des marques déposées de Sun Microsystems, Inc. aux Etats-Unis et dans d'autres pays.

Toutes les marques SPARC sont utilisées sous licence et sont des marques de fabrique ou des marques déposées de SPARC International, Inc. aux Etats-Unis et dans d'autres pays. Les produits portant les marques SPARC sont basés sur une architecture développée par Sun Microsystems, Inc.

L'interface d'utilisation graphique OPEN LOOK et Sun™ a été développée par Sun Microsystems, Inc. pour ses utilisateurs et licenciés. Sun reconnaît les efforts de pionniers de Xerox pour la recherche et le développement du concept des interfaces d'utilisation visuelle ou graphique pour l'industrie de l'informatique. Sun détient une licence non exclusive de Xerox sur l'interface d'utilisation graphique Xerox, cette licence couvrant également les licenciées de Sun qui mettent en place l'interface d'utilisation graphique OPEN LOOK et qui en outre se conforment aux licences écrites de Sun.

LA DOCUMENTATION EST FOURNIE "EN L'ÉTAT" ET TOUTES AUTRES CONDITIONS, DECLARATIONS ET GARANTIES EXPRESSES OU TACITES SONT FORMELLEMENT EXCLUES, DANS LA MESURE AUTORISEE PAR LA LOI APPLICABLE, Y COMPRIS NOTAMMENT TOUTE GARANTIE IMPLICITE RELATIVE A LA QUALITE MARCHANDE, A L'APTITUDE A UNE UTILISATION PARTICULIERE OU A L'ABSENCE DE CONTREFAÇON.