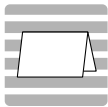


Solaris™ 8 7/01 Installation Roadmap

This document is a guide to the CDs and documents involved in installing the Solaris™ 8 7/01 software.

Note – The arrangement of CDs in the Solaris 8 product is different from earlier releases in a number of ways. Also, this kit can be used to install Solaris software on both desktop and server systems.

Some CDs in this Solaris 8 7/01 kit are not mentioned in this document, but provide additional software for your convenience. These products do not need to be installed for your system to use the Solaris operating environment. To install and use those products, read the documentation associated with those CDs.



Beginning Your Solaris Installation

The best way to begin your installation of Solaris 8 software is by reading the *Installation Instructions for Solaris 8* in the media kit. This card says “Start Here.” Read these instructions to decide which type of Solaris installation is right for you.

You can choose the Solaris Web Start installation procedure or the traditional Solaris Interactive Installation procedure.

- If you choose to use the Solaris 8 7/01 Installation CD, the information you need is in the *Installation Instructions for Solaris 8* document and in instructions that appear when you use the Solaris 8 7/01 Installation CD. More detailed information about this process is in the *Solaris 8 Advanced Installation Guide*.

- If you decide to use the Solaris Interactive Installation procedure, which runs directly from the Solaris 8 7/01 Software (1 of 2) CD, and need to know more about Solaris and other software products before installing them, read the following sections of this roadmap. (There are special software installation procedures for some systems in the *Solaris 8 7/01 Sun Hardware Platform Guide*.)

The Solaris 8 7/01 Installation CD provides a process that installs software from the two Solaris 8 7/01 Software CDs, the Solaris 8 7/01 Languages CD, and one or more of the Solaris 8 7/01 Documentation CDs. It also is prepared to install software from the Software Supplement for the Solaris 8 7/01 Operating Environment CD (also known as the Supplement CD).

Some CDs provided in this kit will not be installed through the Solaris Web Start process. To install that software, follow the instructions in the documents associated with each CD.

CDs

This section describes CDs contained in the media folder of the Solaris 8 kit. The description of each CD identifies the major pieces of software on it and points to the documents that contain installation instructions for each piece of software.

Note – You must install the Solaris 8 operating environment before installing any of the other software that comes with it. (This is handled automatically by the process provided on the Solaris Installation CD.)



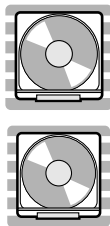
Solaris 8 7/01 Installation (SPARC Platform Edition) CD

This CD is the new starting point for the Solaris Web Start 3.0 installation method. You can use this CD to begin an installation of software contained in this kit on both desktop and server systems.

TO INSTALL: First, be sure to read about any known problems described in the *Solaris 8 Release Notes* and the *Solaris 8 7/01 Release Notes Supplement for Sun Hardware*.

Read the “Supported Sun Hardware” chapter in the *Solaris 8 Sun Hardware Platform Guide* to determine if your Sun™ hardware supports this Solaris release. Then read that document and the *Solaris 8 7/01 Release Notes Supplement for Sun Hardware* to determine if there are special installation instructions for your hardware.

For more installation information, see the *Solaris 8 Advanced Installation Guide*.



Solaris 8 7/01 Software (SPARC Platform Edition) CDs

This pair of CDs contains the primary Solaris operating environment software. You can use the bootable CD, labeled “1 of 2” as the starting point for installation methods other than Solaris Web Start. The pair of CDs contains the Solaris 8 7/01 operating environment, which includes the SunOS™, Common Desktop Environment (CDE), and OpenWindows™ software. It also contains Netscape™ Communicator™ software, which is no longer supplied on a separate CD in the Solaris 8 kits.

Some additional software products, such as Solstice™ DiskSuite™ 4.2.1, are provided in a directory named `EA` on the Solaris 8 7/01 Software 2 of 2 CD.

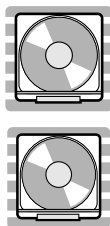
TO INSTALL: If you use the Solaris 8 7/01 Installation CD, contents of the Solaris 8 7/01 Software CDs will be installed automatically. If you decide to install the Solaris operating environment software directly from the Solaris 8 7/01 Software 1 of 2 CD, see the *Solaris Advanced Installation Guide*. If you want to install a software product from the `EA` directory, follow the instructions in the files provided with that product.



Solaris 8 Languages (SPARC Platform Edition) CD

This CD contains message files and other software in languages other than English. The appropriate contents are installed from this CD if you configure your system to use a non-English locale. (The Languages CD is not included in all kits.)

TO INSTALL: If you use the Solaris 8 7/01 Installation CD, any software needed from the Solaris 8 Languages CD is installed automatically.



Solaris 8 7/01 Documentation CDs

Your kit contains one or two Documentation CDs. Each contains the software for the AnswerBook2™ documentation server and documentation sets for different language groupings:

- One contains English-language documentation sets, along with sets that are translated into French, German, Italian, Spanish, and Swedish
- One contains Japanese, Korean, Simplified Chinese, and Traditional Chinese documentation sets

(Some kits contain a single Documentation CD that includes only English-language documentation.)

The AnswerBook™ sets provide manuals for users, administrators, and developers.

TO INSTALL: If you use the Solaris 8 7/01 Installation CD, any software needed from the Solaris 8 7/01 Documentation CDs is installed automatically. To install any of the software and documentation sets separately, see the *Solaris 8 Advanced Installation Guide*.



Software Supplement for the Solaris 8 7/01 Operating Environment CD

This CD is known as the “Supplement CD.” It contains additional software for use on Sun hardware products. These software products include:

- Java™ 3D 1.2.1 software
- OpenGL® 1.2.1 graphics library runtime software
- PC launcher/PC file viewer 1.0.1/1.0.1 software
- ShowMe TV™ 1.3 video viewing and broadcasting software
- SunForum™ 3.1 data conferencing software
- SunATM™ 5.0 driver
- SunFDDI™ P 3.0 drivers for PCI bus, SunFDDI S 7.0 drivers for SBus
- SunHSI/P™ 3.0 driver for PCI bus, SunHSI/S™ 3.0 driver for SBus
- `cdrw` command for writing to CD media
- Sun Remote System Control 2.1 (RSC) software
- SunVTS™ 4.4 diagnostic software
- Sun Enterprise Server Alternate Pathing 2.3.1 (AP) software
- Sun Enterprise 10000 System Service Processor 3.4 (SSP) software
- Solaris 8 7/01 on Sun Hardware Collection AnswerBook set, which includes online manuals about using the software on this CD, and additional manuals about using this Solaris release on Sun hardware products
- Sun Enterprise 10000 Capacity On Demand 1.0 software

This CD may also contain patches needed by some systems as well as some documents in PostScript™ and HTML format.

TO INSTALL: For most software on this CD, read the “Installing Software from the Software Supplement for the Solaris 8 7/01 Operating Environment CD” chapter in the *Solaris 8 7/01 Sun Hardware Platform Guide*. For the SSP 3.4 software, see the *Sun Enterprise 10000 SSP 3.4 Installation Guide and Release Notes*



Flash PROM Update Multimedia AnswerBook CD

This CD contains an AnswerBook collection with video clips demonstrating steps to be performed on certain hardware that requires an update to flash PROM firmware before that system can run Solaris 8 or Solaris 7 releases with a 64-bit kernel. These video clips are an enhancement to the flash PROM update instructions in the *Solaris 8 7/01 Sun Hardware Platform Guide*, which explains how to determine if your system needs this update. (The software that performs flash PROM updates is on the Solaris 8 7/01 Software CDs.)

TO INSTALL: Read the *Solaris 8 Sun Hardware Platform Guide* or the README file on this CD.



Solaris 8 Maintenance Update™ and Installation Guide CD

This CD contains a set of patches that can be applied to a system that is using an earlier Solaris 8 release than the Solaris 8 7/01 release. These patches enable many of the software improvements integrated in the Solaris 8 7/01 release to be installed or uninstalled selectively on an existing system running a Solaris 8 release.

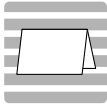
You do not need to use this CD if you are installing the Solaris 8 7/01 software on a system or if you are upgrading a system to the Solaris 8 7/01 release.

TO INSTALL: Descriptions of the patches provided on this CD and instructions for installing the patches are provided in an Installation Guide document on the CD itself.

Installation Documents

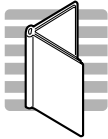
This section describes the documents used to install software contained in the Solaris 8 media kit. Many of these manuals are available in online form on CDs in this kit or at <http://docs.sun.com>.

Note – Only documents that are needed for installation of the main Solaris software are listed here. There are other documents in the kit that are not related to installation of the software contained on the CDs in the media folder.



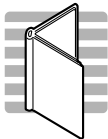
Installation Instructions for Solaris 8

This document says “Start Here.” It helps you decide which installation method to use. It also explains how to begin some of the simpler installation procedures.



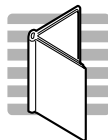
Solaris 8 (SPARC Platform Edition) 7/01 Installation Release Notes

This document includes installation news. There is also a more extensive release note document available online. That document also provides product bug descriptions, information about new features, patches, and end-of-feature statements. The online release notes are available in several formats on the Solaris 8 7/01 Documentation CD and at <http://docs.sun.com>.



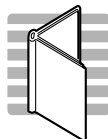
Solaris 8 7/01 Release Notes Supplement for Sun Hardware

This document includes additional bug descriptions and news that apply to installing and using this Solaris release on Sun hardware products. It also provides release notes for software provided on the Software Supplement for the Solaris 8 7/01 Operating Environment CD. It is available online only through <http://docs.sun.com>.



Solaris 8 7/01 Sun Hardware Platform Guide


This document provides information about Sun hardware that is supported by this Solaris release. It also describes the software contained on the Software Supplement for the Solaris 8 7/01 Operating Environment CD and explains how to install that software. It is available in a PostScript file on the Software Supplement for the Solaris 8 7/01 Operating Environment CD and in the Solaris 8 7/01 on Sun Hardware Collection AnswerBook set on that CD.



Solaris 8 Advanced Installation Guide

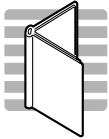
Installation information from the *Solaris 8 (SPARC Platform Edition) Installation Guide* has been moved into this document, the *Solaris 8 Advanced Installation Guide*. The *Solaris 8 (SPARC Platform Edition) Installation Guide* will no longer be published as a separate document.

This document also describes how to install Solaris software on servers and clients in a network environment. It provides examples of using the custom JumpStart™ utility to automate installations. It is available on the Solaris 8 7/01 Documentation CD in the Solaris 8 7/01 Installation Collection AnswerBook set.



Sun Enterprise 10000 SSP 3.4 Installation Guide and Release Notes and Sun Enterprise 10000 SSP 3.4 Installation Supplement

These documents provide information about installing System Service Processor (SSP) software for use with Sun Enterprise 10000 server systems. The SSP 3.4 software is provided on the Software Supplement for the Solaris 8 7/01 Operating Environment CD.



Sun Enterprise 10000 Capacity on Demand 1.0 Installation Guide and Release Notes

This document provides information about installing Capacity on Demand (COD) software for use with Sun Enterprise 10000 server systems. The COD 1.0 software is provided on the Software Supplement for the Solaris 8 7/01 Operating Environment CD.

Copyright 2001 Sun Microsystems, Inc. 901 San Antonio Road, Palo Alto, California 94303-1100 U.S.A. All rights reserved.

This product or document is protected by copyright and distributed under licenses restricting its use, copying, distribution, and decompilation. No part of this product or document may be reproduced in any form by any means without prior written authorization of Sun and its licensors, if any. Third-party software, including font technology, is copyrighted and licensed from Sun suppliers.

Parts of the product may be derived from Berkeley BSD systems, licensed from the University of California. UNIX is a registered trademark in the U.S. and other countries, exclusively licensed through X/Open Company, Ltd.

Sun, Sun Microsystems, the Sun logo, Java, SunOS, OpenWindows, AnswerBook, AnswerBook2, Sun Enterprise, SunVTS, Remote System Control, SunFDDI, SunATM, SunHSI/P, SunHSI/S, PGX32, ShowMe TV, SunForum, JumpStart, and Solaris are trademarks, registered trademarks, or service marks of Sun Microsystems, Inc. in the U.S. and other countries. All SPARC trademarks are used under license and are trademarks or registered trademarks of SPARC International, Inc. in the U.S. and other countries. Products bearing SPARC trademarks are based upon an architecture developed by Sun Microsystems, Inc. Netscape™, Navigator, and Communicator are trademarks of Netscape Communications Corporation. OpenGL® is a registered trademark of Silicon Graphics, Inc.

For SunForum 3.1, the following notice applies: Copyright DATA CONNECTION LIMITED 1999 Copyright TELES AG 1999 DATA CONNECTION® is a registered trademark of DATA CONNECTION LIMITED in the U.S. and other countries.

For Netscape Communicator, the following notice applies: Copyright 1995 Netscape Communications Corporation. All rights reserved.

The OPEN LOOK and Sun™ Graphical User Interface was developed by Sun Microsystems, Inc. for its users and licensees. Sun acknowledges the pioneering efforts of Xerox in researching and developing the concept of visual or graphical user interfaces for the computer industry. Sun holds a non-exclusive license from Xerox to the Xerox Graphical User Interface, which license also covers Sun's licensees who implement OPEN LOOK GUIs and otherwise comply with Sun's written license agreements.

RESTRICTED RIGHTS: Use, duplication, or disclosure by the U.S. Government is subject to restrictions of FAR 52.227-14(g)(2)(6/87) and FAR 52.227-19(6/87), or DFAR 252.227-7015(b)(6/95) and DFAR 227.7202-3(a).

DOCUMENTATION IS PROVIDED "AS IS" AND ALL EXPRESS OR IMPLIED CONDITIONS, REPRESENTATIONS AND WARRANTIES, INCLUDING ANY IMPLIED WARRANTY OF MERCHANTABILITY, FITNESS FOR A PARTICULAR PURPOSE OR NON-INFRINGEMENT, ARE DISCLAIMED, EXCEPT TO THE EXTENT THAT SUCH DISCLAIMERS ARE HELD TO BE LEGALLY INVALID.

Copyright 2001 Sun Microsystems, Inc., 901 San Antonio Road, Palo Alto, Californie 94303-1100 Etats-Unis. Tous droits réservés.

Ce produit ou document est protégé par un copyright et distribué avec des licences qui en restreignent l'utilisation, la copie, la distribution, et la décompilation. Aucune partie de ce produit ou document ne peut être reproduite sous aucune forme, par quelque moyen que ce soit, sans l'autorisation préalable et écrite de Sun et de ses bailleurs de licence, s'il y en a. Le logiciel détenu par des tiers, et qui comprend la technologie relative aux polices de caractères, est protégé par un copyright et licencié par des fournisseurs de Sun.

Des parties de ce produit pourront être dérivées des systèmes Berkeley BSD licenciés par l'Université de Californie. UNIX est une marque déposée aux Etats-Unis et dans d'autres pays et licenciée exclusivement par X/Open Company, Ltd.

Sun, Sun Microsystems, the Sun logo, Java, SunOS, OpenWindows, AnswerBook, AnswerBook2, Sun Enterprise, SunVTS, Remote System Control, SunFDDI, SunATM, SunHSI/P, SunHSI/S, PGX32, ShowMe TV, SunForum, JumpStart, et Solaris sont des marques de fabrique ou des marques déposées, ou marques de service, de Sun Microsystems, Inc. aux Etats-Unis et dans d'autres pays. Toutes les marques SPARC sont utilisées sous licence et sont des marques de fabrique ou des marques déposées de SPARC International, Inc. aux Etats-Unis et dans d'autres pays. Les produits portant les marques SPARC sont basés sur une architecture développée par Sun Microsystems, Inc. Netscape™, Navigator, et Communicator sont des marques de Netscape Communications Corporation. OpenGL est une marque déposée de Silicon Graphics, Inc.

La notice suivante est applicable à SunForum 3.1: Copyright DATA CONNECTION LIMITED 1999 Copyright TELES AG 1999 DATA CONNECTION® est une marque déposée de DATA CONNECTION LIMITED aux Etats-Unis et dans d'autres pays.

L'interface d'utilisation graphique OPEN LOOK et Sun™ a été développée par Sun Microsystems, Inc. pour ses utilisateurs et licenciés. Sun reconnaît les efforts de pionniers de Xerox pour la recherche et le développement du concept des interfaces d'utilisation visuelle ou graphique pour l'industrie de l'informatique. Sun détient une licence non exclusive de Xerox sur l'interface d'utilisation graphique Xerox, cette licence couvrant également les licenciés de Sun qui mettent en place l'interface d'utilisation graphique OPEN LOOK et qui en outre se conforment aux licences écrites de Sun.

CETTE PUBLICATION EST FOURNIE "EN L'ETAT" ET AUCUNE GARANTIE, EXPRESSE OU IMPLICITE, N'EST ACCORDEE, Y COMPRIS DES GARANTIES CONCERNANT LA VALEUR MARCHANDE, L'APTITUDE DE LA PUBLICATION A REPENDRE A UNE UTILISATION PARTICULIERE, OU LE FAIT QU'ELLE NE SOIT PAS CONTREFAISANTE DE PRODUIT DE TIERS. CE DENI DE GARANTIE NE S'APPLIQUERAIT PAS, DANS LA MESURE OU IL SERAIT TENU JURIDIQUEMENT NUL ET NON AVENU.