



Solstice Backup™ 6.0 Roadmap

Sun Microsystems, Inc.
901 San Antonio Road
Palo Alto, CA 94303
U.S.A. 650-960-1300

Part No. 806-5609-10
August 2000, [Revision A](#)

[Send comments about this document to: docfeedback@sun.com](mailto:docfeedback@sun.com)

Copyright 2000 Sun Microsystems, Inc., 901 San Antonio Road, Palo Alto, CA 94303-4900 U.S.A. All rights reserved.

This product or document is distributed under licenses restricting its use, copying, distribution, and decompilation. No part of this product or document may be reproduced in any form by any means without prior written authorization of Sun and its licensors, if any. Third-party software, including font technology, is copyrighted and licensed from Sun suppliers.

Parts of the product may be derived from Berkeley BSD systems, licensed from the University of California. UNIX is a registered trademark in the U.S. and other countries, exclusively licensed through X/Open Company, Ltd.

Sun, Sun Microsystems, the Sun logo, AnswerBook2, docs.sun.com, Solstice Backup, Java, SunOS, and Solaris are trademarks, registered trademarks, or service marks of Sun Microsystems, Inc. in the U.S. and other countries. All SPARC trademarks are used under license and are trademarks or registered trademarks of SPARC International, Inc. in the U.S. and other countries. Products bearing SPARC trademarks are based upon an architecture developed by Sun Microsystems, Inc. Legato NetWorker[®] is a registered trademark of Legato Systems, Inc.

The OPEN LOOK and Sun[™] Graphical User Interface was developed by Sun Microsystems, Inc. for its users and licensees. Sun acknowledges the pioneering efforts of Xerox in researching and developing the concept of visual or graphical user interfaces for the computer industry. Sun holds a non-exclusive license from Xerox to the Xerox Graphical User Interface, which license also covers Sun's licensees who implement OPEN LOOK GUIs and otherwise comply with Sun's written license agreements. PostScript is a trademark or registered trademark of Adobe Systems, Incorporated, which may be registered in certain jurisdictions.

Federal Acquisitions: Commercial Software—Government Users Subject to Standard License Terms and Conditions.

DOCUMENTATION IS PROVIDED "AS IS" AND ALL EXPRESS OR IMPLIED CONDITIONS, REPRESENTATIONS AND WARRANTIES, INCLUDING ANY IMPLIED WARRANTY OF MERCHANTABILITY, FITNESS FOR A PARTICULAR PURPOSE OR NON-INFRINGEMENT, ARE DISCLAIMED, EXCEPT TO THE EXTENT THAT SUCH DISCLAIMERS ARE HELD TO BE LEGALLY INVALID.

Copyright 2000 Sun Microsystems, Inc., 901 San Antonio Road, Palo Alto, CA 94303-4900 Etats-Unis. Tous droits réservés.

Ce produit ou document est distribué avec des licences qui en restreignent l'utilisation, la copie, la distribution, et la décompilation. Aucune partie de ce produit ou document ne peut être reproduite sous aucune forme, par quelque moyen que ce soit, sans l'autorisation préalable et écrite de Sun et de ses bailleurs de licence, s'il y en a. Le logiciel détenu par des tiers, et qui comprend la technologie relative aux polices de caractères, est protégé par un copyright et licencié par des fournisseurs de Sun.

Des parties de ce produit pourront être dérivées des systèmes Berkeley BSD licenciés par l'Université de Californie. UNIX est une marque déposée aux Etats-Unis et dans d'autres pays et licenciée exclusivement par X/Open Company, Ltd.

Sun, Sun Microsystems, le logo Sun, AnswerBook2, docs.sun.com, Solstice Backup, Java, SunOS, et Solaris sont des marques de fabrique ou des marques déposées, ou marques de service, de Sun Microsystems, Inc. aux Etats-Unis et dans d'autres pays. Toutes les marques SPARC sont utilisées sous licence et sont des marques de fabrique ou des marques déposées de SPARC International, Inc. aux Etats-Unis et dans d'autres pays. Les produits portant les marques SPARC sont basés sur une architecture développée par Sun Microsystems, Inc. Legato NetWorker[®] est un marque déposée de Legato Systems, Inc.

L'interface d'utilisation graphique OPEN LOOK et Sun[™] a été développée par Sun Microsystems, Inc. pour ses utilisateurs et licenciés. Sun reconnaît les efforts de pionniers de Xerox pour la recherche et le développement du concept des interfaces d'utilisation visuelle ou graphique pour l'industrie de l'informatique. Sun détient une licence non exclusive de Xerox sur l'interface d'utilisation graphique Xerox, cette licence couvrant également les licenciés de Sun qui mettent en place l'interface d'utilisation graphique OPEN LOOK et qui en outre se conforment aux licences écrites de Sun. PostScript est une marque de fabrique d'Adobe Systems, Incorporated, laquelle pourrait être déposée dans certaines juridictions.

LA DOCUMENTATION EST FOURNIE "EN L'ETAT" ET TOUTES AUTRES CONDITIONS, DECLARATIONS ET GARANTIES EXPRESSES OU TACITES SONT FORMELLEMENT EXCLUES, DANS LA MESURE AUTORISEE PAR LA LOI APPLICABLE, Y COMPRIS NOTAMMENT TOUTE GARANTIE IMPLICITE RELATIVE A LA QUALITE MARCHANDE, A L'APTITUDE A UNE UTILISATION PARTICULIERE OU A L'ABSENCE DE CONTREFAÇON.



Contents

- 1. Solstice Backup 6.0 Roadmap 1**
 - Media Kit Contents 1
 - Media Kit CD-ROMs 2
 - Solstice Backup Servers, Clients, and Storage Nodes CD-ROMs 2
 - NetWorker Modules CD-ROM 2
 - Documentation Suite CD-ROM 3
- 2. Tables of Solstice Backup and Related Information Protection Products 5**
 - Solstice Backup Servers, Clients, and Storage Nodes CD-ROMs 5
 - NetWorker Modules CD-ROM 7
 - Product Patches 13
- 3. Table of Product Documentation 15**
 - Documentation Suite CD-ROM 16
- 4. Installing and Registering Your Software 27**
 - Installing Your Software 27
 - Locating Your Software 27
 - Locating Your Installation Documentation 28
 - Reviewing Documentation from the Documentation CD-ROM 28
 - Enabling and Registering Solstice Backup and NetWorker Module Products 29

Enabler Codes for Purchased Software	30
Enabler Codes for Evaluation Software	30
Purchasing an Enabler Certificate	32
Registering and Authorizing the Software for Permanent Use	32
45-Day Evaluation Enabler Codes	33

Solstice Backup 6.0 Roadmap

Thank you for purchasing the Solstice Backup™ family of information protection products. This media kit includes the following:

- Media Kit Contents: Tables of Solstice Backup and related information protection products on each CD-ROM.
- Media kit CD-ROMS: These CD-ROMS contain your product software and electronic documentation.

Media Kit Contents

This document helps you navigate through this media kit. It contains:

- Tables of Solstice Backup products on each CD-ROM ([page 3](#))
- Table of available patches for Solstice Backup software ([page 12](#))
- Table of Solstice Backup product documentation ([page 13](#))
- Installation and registration instructions ([page 21](#))
- Table of available Solstice Backup evaluation enabler codes ([page 25](#))

Media Kit CD-ROMs

This media kit contains the following CD-ROMs:

Solstice Backup Servers, Clients, and Storage Nodes CD-ROMs

These CD-ROMs include:

- Solstice Backup server, client, and storage node software for the Solaris™ operating environment (SPARC™)
- NetWorker client and storage node software for UNIX® operating systems, including AIX, Compaq Tru64 UNIX, HP-UX, Solaris (SPARC), SGI IRIX, and Sequent DYNIX/ptx
- NetWorker client and storage node software for Microsoft Windows NT (Intel and Alpha) and Microsoft Windows 2000 (Intel)
- NetWorker client software for Microsoft Windows 95, Microsoft Windows 98, Solaris (Intel), and SunOS™ operating environments
- NetWorker client software for NetWare
- NetWorker storage node and client software for MPE/iX
- *Solstice Backup 6.0 Administrator's Guide, Solstice Backup 6.0 Installation Guide, and Solstice Backup Release Notes*

NetWorker Modules CD-ROM

This CD-ROM includes:

- NetWorker Modules for Microsoft Windows NT and UNIX clients that support a wide variety of leading database applications, including Microsoft SQL Server, SAP R/3, Oracle, Informix, DB2, and Sybase
- Support for messaging, such as NetWorker Modules for Lotus Notes and Microsoft Exchange Server
- NetWorker Module for EMC² Symmetrix for Oracle (for support information about this NetWorker Module, see [“Enabling and Registering Solstice Backup and NetWorker Module Products”](#) on page 29)
- NetWorker Module for EMC² Symmetrix for SAP R/3 on Oracle (for support information about this NetWorker Module, see [“Enabling and Registering Solstice Backup and NetWorker Module Products”](#) on page 29)

Documentation Suite CD-ROM

This CD-ROM includes:

- Documentation for NetWorker and other information protection software

Most of the documentation files are provided in Adobe® Acrobat (.pdf) or HTML format. You can find information quickly using hyperlinks, and share documents with several users at the same time.

- GNU Ghostscript software

This software is used for printing PostScript™ (.ps) files from the DYNIX/ptx operating system.

Tables of Solstice Backup and Related Information Protection Products

Note: Your computer might display filenames and pathnames on your CD-ROM in upper case or lower case, depending on which operating system you use to access the CD-ROM.

Solstice Backup Servers, Clients, and Storage Nodes CD-ROMs

The table below lists the contents of the Solstice Backup Servers, Clients, and Storage Nodes CD-ROM.

TABLE 2-1 Soistice Backup Servers, Clients, and Storage Nodes CD-ROM Volume 1

Application	Release	Operating System Releases	Location of Installation Binary
Solstice Backup Server, client, storage node, and documentation	6.0	Solaris 2.5.1, 2.6, 7, 8	SOLARIS/Sparc/ SOLARIS/x86/ SBUDOCs/
NetWorker for AIX Client and storage node	6.0	AIX 4.2, 4.2.1, 4.3, 4.3.1, 4.3.2, 4.3.3	AIX/NETWORKR.TAR
NetWorker for Compaq Tru64 UNIX Client and storage node	6.0	Tru64 UNIX 4.0D, 4.0E, 4.0F, 5.0A, 5.1	TRU64/

TABLE 2-1 Solstice Backup Servers, Clients, and Storage Nodes CD-ROM
Volume 1 (Continued)

Application	Release	Operating System Releases	Location of Installation Binary
NetWorker for HP-UX Client and storage node	6.0	HP-UX 10.01, 10.10, 10.20, 10.3011.0	HPUX10 / NETWORKKR . PKG
		HP-UX 11.0	HPUX11_32 / NETWORKKR . PKG
NetWorker for SGI IRIX Client and storage node	6.0	Storage node: IRIX 6.2, 6.4, 6.5, 6.5.1, 6.5.2, 6.5.3, 6.5.4, 6.5.5, 6.5.6 6.5.7, 6.5.8 Client: IRIX 6.2, 6.3 (O2 only), 6.4, 6.5, 6.5.1, 6.5.2, 6.5.3, 6.5.4, 6.5.5, 6.5.6, 6.5.7, 6.5.8	SGI / NETWORKKR . TAR
NetWorker for Microsoft Windows Client and storage node	6.0	Microsoft Windows NT 4.0 (Intel) SP 6a Microsoft Windows 2000	WIN32 \ WINNT \ I386 \ NETWORKKR \ setup . exe
NetWorker for Linux Server, Client, and Storage Node	6.0	Red Hat 6.0 Red Hat 6.1 Red Hat 6.2 Caldera 2.3 Caldera 2.4	LINUX86 /
NetWorker for Microsoft Windows Client	5.5.3	Microsoft Windows 98, Microsoft Windows 95	WIN32 \ WIN9X \ I386 \ networkkr \ setup . exe
Legato NetWorker XDMS HSM for Solaris Client	6.0	Solaris 2.5.1, 2.6	SOLARIS / XDMSHSM /

TABLE 2-2 Solstice Backup Servers, Clients, and Storage Nodes CD-ROM
Volume 2

Application	Release	Operating System Releases	Location of Installation Binary
NetWorker for Sequent DYNIX/ptx Client and storage node	6.0	DYNIX / ptx 4.2.3, 4.4.2, 4.4.4, 4.4.6, 4.4.7	SEQUENT / NETWORKKR . PKG
NetWorker for SunOS Client	4.2.6	SunOS 4.1.3, 4.1.4	SUNOS / NETWORKKR . TAR
NetWorker for NetWare Client	4.15	NetWare 3.12, 3.2, 4.10 (including SMP), 4.11 (including SMP), 4.2, 5.0, 5.1	NETWARE / CLIENTPK /

TABLE 2-2 Solstice Backup Servers, Clients, and Storage Nodes CD-ROM
Volume 2 (Continued)

NetWorker for NetWare Server	4.15	NetWare 4.11 (including SMP), 5.0, 5.1	NETWARE/NWSERVER/
NetWorker for MPE/iX Client and storage node	5.5	MPE/iX 5.5	MPE/NW55MPE . STORE

NetWorker Modules CD-ROM

The table below lists the contents of the NetWorker Modules CD-ROM.

Note: Sun does not support the following products found on the NetWorker Application Modules CD-ROM, included in your media kit:

- NetWorker Module for EMC Symmetrix for SAP R/3 on Oracle
- NetWorker Module for EMC Symmetrix for Oracle

For more information about these products, contact Legato Systems at sbu-sales@legato.com.

TABLE 2-3 NetWorker Modules CD-ROM

Module	Release	Business Application Releases	Operating System Releases	Location of Installation Binary
NetWorker Module for DB2	1.1	DB2 Universal Database Server 6.1 or later	Solaris 2.6, 7, 8	DB2/SOLARIS_32/DB2 . TAR
	1.0	DB2 Universal Database Server 5.0 or later	AIX 4.2, 4.2.1, 4.3, 4.3.1, 4.3.2, 4.3.3	DB2/AIX_32/DB2 . TAR
NetWorker Module for EMC² Symmetrix for SAP R/3 on Oracle	1.2	SAP R/3 3.1G and BR-Tools 4.0B with Oracle 7.3.x or Oracle 8.0.x	HP-UX 10.20, 11.0 (64-bit)	SAPR3/HPUX10/SAP . PKG
			Solaris 2.5.1	SAPR3/SOLARIS/SAP . PKG
NetWorker Module for EMC² Symmetrix for Oracle	1.0	Oracle 7.3.x or Oracle 8.0.x	Solaris 2.6	NWEO/SOLARIS/NWEO . PKG
			HP-UX 10.20, 11.0 (64-bit)	NWEO/HPUX10/NWEO . PKG

TABLE 2-3 NetWorker Modules CD-ROM (Continued)

Module	Release	Business Application Releases	Operating System Releases	Location of Installation Binary
NetWorker Module for Informix	2.0	Informix Dynamic Server™ 7.3X; Informix Parallel Server™ 8.21; Informix Universal Server™ 9.14 & 9.2	Tru64 UNIX 4.0 (D-F)	NMI20/TRU64/NMI.TAR
		Informix Dynamic Server™ 7.3X; Informix Universal Server™ 9.12, 9.1, 9.2	Microsoft Windows NT 4.0	NMI20\I386\NETWORKR\SETUP.EXE
		Informix Dynamic Server 7.3X; Informix Parallel Server 8.11-8.2x; Informix Universal Server 9.12-9.14	HP-UX 10.x	NMI20/HPUX10/NMI.TAR
		Informix Dynamic Server 7.3X; Informix Parallel Server 8.21; Informix Universal Server 9.2	HP-UX 11.x (32-bit)	NMI20/HPUX11_32/NMI.TAR
		Informix Dynamic Server 7.3X; Informix Parallel Server 8.11-8.2x; Informix Universal Server 9.12, 9.14	HP-UX 11.x (64-bit)	NMI20/HPUX11_64/NMI.TAR
		Informix Dynamic Server 7.3X; Informix Parallel Server 8.2, 8.21; Informix Universal Server 9.12, 9.14, 9.2	AIX 4.2.1	NMI20/AIX_32/NMI.TAR
		Informix Dynamic Server 7.3X; Informix Parallel Server 8.2, 8.21; Informix Universal Server 9.12, 9.14, 9.2	AIX 4.3x (32-bit)	NMI20/AIX_32/NMI.TAR
		Informix Dynamic Server 7.3X; Informix Parallel Server 8.3	AIX 4.3x (64_bit)	NMI20/AIX_64/NMI.TAR

TABLE 2-3 NetWorker Modules CD-ROM (Continued)

Module	Release	Business Application Releases	Operating System Releases	Location of Installation Binary
NetWorker Module for Informix (continued)	2.0	Informix Dynamic Server 7.3X; Informix Parallel Server 8.2, 8.21, 8.3; Informix Universal Server 9.14, 9.2	Solaris 2.5.x, 2.6	NMI20/SOLARIS_32/SOLARIS.PKG
		Informix Dynamic Server 7.3X; Informix Parallel Server 8.3; Informix Universal Server 9.12, 9.2	Solaris 7 (32-bit)	NMI20/SOLARIS_32/NMI.TAR
		Informix Dynamic Server 7.3X;	Solaris 7 (64-bit)	NMI20/SOLARIS_64/NMI.TAR
NetWorker Module for Lotus Notes	1.2	Lotus Notes/ Domino 5.0.x and earlier	AIX 4.1.4, 4.2, 4.3 (32-bit)	LOTUSNTS/1.2/AIX/BML.TAR
			Solaris 2.5, 2.5.1, 2.6x, 7 (32-bit)	LOTUSNTS/1.2/SOLARIS/BML.PKG
			Microsoft Windows NT 4.0 SP 4,5 (Intel)	LOTUSNTS\1.2\I386\NETWORKKR\setup.exe
	2.0	Lotus Notes/ Domino 5.0.3	AIX 4.3.1, (32-bit)	LOTUSNTS/2.0/AIX/NML.TAR
			Solaris 7, (32-bit)	LOTUSNTS/2.0/SOLARIS/NML.PKG
			Microsoft Windows NT 4.0 SP 4,5(Intel); Microsoft Windows 2000 (Intel)	LOTUSNTS\2.0\I386\NETWORKKR\setup.exe
NetWorker Module for Microsoft Exchange Server	2.0	Microsoft Exchange Server 5.0, 5.5	Microsoft Windows NT 4.0; Microsoft Windows 2000 (Intel)	MSEXCHNG\I386\NETWORKKR\setup.exe
			Microsoft Windows NT 4.0 (Alpha)	MSEXCHNG\ALPHA\NETWORKKR\setup.exe
NetWorker Module for Microsoft SQL Server	2.0.1	Microsoft SQL Server 6.5, 7.0	Microsoft Windows NT 4.0; Microsoft Windows 2000 (Intel)	MSSQLSVR\I386\NETWORKKR\SETUP.EXE
			Microsoft Windows NT 4.0 (Alpha)	MSSQLSVR\ALPHA\NETWORKKR\SETUP.EXE

TABLE 2-3 NetWorker Modules CD-ROM (Continued)

Module	Release	Business Application Releases	Operating System Releases	Location of Installation Binary
NetWorker Module for Oracle	3.0	Oracle 8, 8i	AIX 4.3.x (64-bit)	ORACLE/ORACLE8/AIX_64/nmo30.tar
			AIX 4.2.1, 4.3.x (32-bit)	ORACLE/ORACLE8/AIX_32/nmo30.tar
			Tru64 UNIX	ORACLE/ORACLE8/TRU64/nmo30.tar
			HP-UX 11.0 (64-bit)	ORACLE/ORACLE8/HPUX11_64/nmo30.tar
			HP-UX 11.0 (32-bit)	ORACLE/ORACLE8/HPUX11_32/nmo30.tar
		Oracle 8	HP-UX 10.20	ORACLE/ORACLE8/HPUX10/nmo30.tar
		Oracle 8, 8i	Sequent DYNIX/ptx 4.4.4, 4.4.5, 4.4.6	ORACLE/ORACLE8/SEQUENT/nmo30.tar
		Oracle 8i	Solaris (64-bit)	ORACLE/ORACLE8/SOLARIS_64/
		Oracle 8, 8i	Solaris (32-bit)	ORACLE/ORACLE8/SOLARIS_32/
		Oracle 8	SGI IRIX	ORACLE/ORACLE8/SGI/nmo30.tar
	Oracle 8, 8i	Microsoft Windows NT (Intel); Microsoft Windows 2000 (Intel)	ORACLE\ORACLE8\I386\NETWORKR\setup.exe	
	3.1	Oracle 8, 8i	Microsoft Windows NT (Intel); Microsoft Windows 2000 (Intel)	ORACLE\ORACLE8\I386\NETWORKR\setup.exe
	2.2	Oracle 7.3.4	HP-UX 11.0	ORACLE/ORACLE7/HPUX11_32/BMOV22.TAR
	2.1.3	Oracle 8	Microsoft Windows NT (Alpha)	ORACLE\ORACLE8\ALPHA\NETWORKR\setup.exe

TABLE 2-3 NetWorker Modules CD-ROM (Continued)

Module	Release	Business Application Releases	Operating System Releases	Location of Installation Binary
NetWorker Module for Oracle (continued)	2.1.2	Oracle 7.3.4	AIX 4.2.1, 4.3.x (32-bit app)	ORACLE/ORACLE7/AIX_32/BMOV212.TAR
			Tru64 UNIX	ORACLE/ORACLE7/TRU64/BMOV212.TAR
			Solaris (32-bit)	ORACLE/ORACLE7/SOLARIS_32/BMOV212.PKG
			HP-UX 10.x	ORACLE/ORACLE7/HPUX10/BMOV212.TAR
			Microsoft Windows NT (Intel)	ORACLE\ORACLE7\I386\NETWORKR\setup.exe
NetWorker Module for SAP R/3 on Oracle	2.0	SAP R/3 3.1 with Oracle 7.3.4 SAP R/3 4.0 with Oracle 7.3.4, 8.0.6, 8.1.5 SAP R/3 4.5 with Oracle 8.0.6, 8.1.5x	HP-UX 10.2	SAPR3/HPUX/SAP.PKG
			HP-UX 11.0	SAPR3/HPUX11_32/SAP.PKG
			Solaris (32-bit)	SAPR3/SOLARIS/SAP.PKG
			AIX 4.3x (32-bit)	SAPR3/AIX/SAP.TAR
		SAP R/3 4.6 with Oracle 8.0.6, 8.1.5	Tru64 UNIX 4.0F	SAPR3/TRU64/SAP.TAR
		SAP R/3 4.0 with Oracle 8.04, 8.1.5 SAP R/3 4.5 with Oracle 8.0.4, 8.1.5 SAP R/3 4.6 with Oracle 8.0.4, 8.1.5	Microsoft Windows NT 4.0, SP 4,5 (Intel)	SAPR3\I386\NETWORKR\setup.exe
NetWorker Module for Sybase	2.0	Sybase ASE 12.0	AIX 4.3.2 (32-bit and 64-bit)	SYBASE/SYB2_2/AIX/BMS.TAR
			HP-UX 11.0 (32-bit and 64-bit)	SYBASE/SYB2_2/HPUX/BMS.PKG
			Solaris 2.6, 7 (32-bit and 64-bit)	SYBASE/SYB2_2/SOLARIS/BMS.PKG
			Microsoft Windows NT 4.0, SP 4, 5 (Intel)	SYBASE\SYB2_2\i386\NETWORKR\setup.exe

TABLE 2-3 NetWorker Modules CD-ROM (Continued)

Module	Release	Business Application Releases	Operating System Releases	Location of Installation Binary
NetWorker Module for Sybase (continued)	1.1	Sybase SQL Server 11.x and Sybase ASE 11.x	Microsoft Windows NT 4.0, SP 4, 5 (Intel)	SYBASE\SYB1_X\I386\NETWORKR\setup.exe
	1.0	Sybase SQL Server 11.x and Sybase ASE 11.x	AIX 4.1.4, 4.1.4.1, 4.1.5, 4.2, 4.3.2 (32-bit and 64-bit)	SYBASE/SYB1_X/AIX/BMS.TAR
			HP-UX 10.20, 10.30, 11.0 (32-bit and 64-bit)	SYBASE/SYB1_X/HPUX/BMS.PKG
			Solaris 2.3, 2.4, 2.5, 2.5.1, 2.6, 7 (32-bit and 64-bit)	SYBASE/SYB1_X/SOLARIS/BMS.PKG

Product Patches

This table lists the software patches available for some NetWorker products. The patch provided for a specific product will resolve problems encountered after the product was released.

Note: Your computer might display filenames and pathnames on your CD-ROM in upper case or lower case, depending on which operating system you use to access the CD-ROM.

TABLE 2-4 Product Patches Available on CD-ROM

Application	Release	Date	Patch Number and Operating System Release	CD-ROM	Location of Installation Binary
NetWorker Module for Microsoft Exchange	2.0-002	Mar. 2000	Patch 2.0-002 Microsoft Windows NT (Intel) Microsoft Exchange Server 5.0, 5.5	NetWorker Modules CD	MSEXCHNG\I386\ SUPPORT/PATCHES/ 20003/NETWORKR/ SETUP.EXE
			Patch 2.0-002 Microsoft Windows NT (Alpha) Microsoft Exchange Server 5.0, 5.5		MSEXCHNG\ALPHA\ SUPPORT/PATCHES/ 20003/NETWORKR/ SETUP.EXE
NetWorker Module for SQL Server	2.0.1-002	Mar. 2000	Patch 2.0.1-002 Microsoft Windows NT (Intel)	NetWorker Modules CD	MSSQLSVR\1386\ NETWORKR\SUPPORT\ PATCHES
			Patch 2.0.1-002 Microsoft Windows NT (Alpha)		MSSQLSVR\ALPHA\ NETWORKR\SUPPORT\ PATCHES

Table of Product Documentation

The Documentation Suite CD-ROM contains Legato documentation that supplements your Solstice Backup documentation. Solstice Backup documentation is found on the Solstice Backup Servers, Clients, and Storage Nodes CD-ROM.

In addition to the product documentation provided on the Documentation Suite CD-ROM, Legato also offers an extensive archive of product documentation at its web site at www.legato.com.

Note: Your computer might display filenames and pathnames on your CD-ROM in upper case or lower case, depending on which operating system you use to access the CD-ROM.

Documentation Suite CD-ROM

The table below lists the contents of the Documentation Suite CD-ROM.

TABLE 3-1 Documentation Suite CD-ROM
















Application	Release	Document	Location of Electronic Documentation
Legato NetWorker for Microsoft Windows NT 4.0 and Microsoft Windows 2000 Server, client, and storage node for Intel architectures	6.0	 Installation Guide	docs/windows/winig.pdf
		 Administrator's Guide	docs/windows/winag.pdf
		 Release Supplement	docs/windows/winrs.pdf
		 Command Reference Guide	docs/cmndref/command.pdf
		 Command Reference Guide Usage Instructions	docs/cmndref/readme.txt
		Performance Tuning Guide	docs/perftune.pdf
		 Disaster Recovery Guide	docs/disrec.pdf
		 Error Message Guide	docs/errormsg/errormsg.pdf
		 License Manager Guide	docs/licmgrag.pdf
		 License Manager Release Supplement	docs/licmgrrs.pdf
		Legacy Administrator's Guide	docs/windows/ntlegacy.pdf
		 Technical Bulletins	docs/bulletins/index.html
Legato NetWorker for UNIX Server, client, and storage node for Solaris, AIX, Compaq Tru64 UNIX, HP-UX, IRIX, Linux, and Sequent operating systems	6.0	 Installation Guide Solaris	docs/unix/solig.pdf
		 Installation Guide AIX	docs/unix/aixig.pdf
		 Installation Guide Compaq Tru64 UNIX	docs/unix/tru64ig.pdf
		 Installation Guide HP-UX	docs/unix/hpuxig.pdf
		 Installation Guide IRIX	docs/unix/irixig.pdf

TABLE 3-1 Documentation Suite CD-ROM (Continued)

Application	Release	Document	Location of Electronic Documentation
Legato NetWorker for UNIX Server, client, and storage node for Solaris, AIX, Compaq Tru64 UNIX, HP-UX, IRIX, Linux, and Sequent operating systems (continued)	Updated	Installation Guide Linux	docs/unix/linuxig.pdf
	Updated	Installation Guide Sequent	docs/unix/seqig.pdf
			docs/unix/seqig.ps
	Updated	Administrator's Guide	docs/unix/uxag.pdf
			docs/unix/uxag.ps
	Updated	Release Supplement	docs/unix/uxrs.pdf
			docs/unix/uxrs.ps
	Updated	Command Reference Guide	docs/cmndref/command.pdf
			docs/cmndref/readme.txt
	Updated	Performance Tuning Guide	docs/perftune.pdf
			docs/perftune.ps
	Updated	Disaster Recovery Guide	docs/disrec.pdf
			docs/unix/disrec.ps
	Updated	Error Message Guide	docs/errormsg/errormsg.pdf
			docs/errormsg/errormsg.ps
Updated	License Manager Guide	docs/licmgrag.pdf	
		docs/licmgrag.ps	
Updated	License Manager Release Supplement	docs/licmgrrs.pdf	
		docs/licmgrrs.ps	
Updated	Technical Bulletins	docs/bulletin/index.html	
Legato NetWorker for NetWare Server and client	4.15	Installation Guide	docs/netware/nwig.pdf
		Administrator's Guide (Microsoft Windows NT user)	docs/netware/ntnwg.pdf

TABLE 3-1 Documentation Suite CD-ROM (*Continued*)




Application	Release	Document	Location of Electronic Documentation
Legato NetWorker for NetWare Server and client (continued)	4.15	Administrator's Guide (NetWare user interface)	docs/netware/nwag.pdf
		Administrator's Guide (Microsoft Windows 3.1x user interface)	docs/netware/winag.pdf
		Administrator's Guide (Microsoft Windows 95 user interface)	docs/netware/win95ag.pdf
		Release Supplement	docs/netware/nwrs.pdf
		User's Guide	docs/netware/winug.pdf
		 Disaster Recovery Guide	docs/disrec.pdf
		 Error Message Guide	docs/errormsg.pdf
		 Technical Bulletins	docs/bulletin/index.html
Legato GEMS Director	1.3	Installation Guide	docs/gems/gemsig.pdf
			docs/gems/gemshtml/install/gemsig.htm
		Administrator's Guide	docs/gems/gemsag.pdf
			docs/gems/gemshtml/admin/gemsag.htm
		Release Supplement	docs/gems/gemsrs.pdf
			docs/gems/gemshtml/relsupp/gemsrs.htm
Legato GEMS Reporter	1.0	Installation Guide	docs/gems/reporter/reportig.pdf
		Administrator's Guide	docs/gems/reporter/admin/doc.html
		Release Supplement	docs/gems/reporter/reportrs.pdf

TABLE 3-1 Documentation Suite CD-ROM (Continued)





Application	Release	Document	Location of Electronic Documentation
Legato GEMS SmartMedia	1.4	Installation and Administration Guide	docs/smartmed/smag.pdf
		Release Supplement	docs/smartmed/smrs.pdf
		 Command Reference Guide	docs/cmndref/command.pdf
		 Command Reference Guide Usage Instructions	docs/cmndref/readme.txt
Legato GEMS Storage Resource Manager	3.1.5	Getting Started	docs/srm/srmgs.pdf
		Implementation Guide	docs/srm/srmig.pdf
		Evaluation Guide	docs/srm/srmeg.pdf
Legato Recovery Manager	1.1	 Installation Guide	docs/recovmgr/nrmig.pdf
		 Administrator's Guide	docs/recovmgr/nrmag.pdf
		 Release Supplement	docs/recovmgr/nrmrs.pdf
Legato Cluster Enterprise	4.5.1	Installation Guide	docs/cluster/cluig.pdf
		 User Guide	docs/cluster/cluug.pdf
		 Concepts Guide	docs/cluster/clucg.pdf
		 Programming Guide	docs/cluster/clupg.pdf
		Qualified Resource Groups	docs/cluster/cluqrg.pdf
		SDK Programming Guide	docs/cluster/clusdkg.pdf
Legato Replication for Microsoft Windows NT	4.3	Installation Guide	docs/repwin/repwinig.pdf
		Message Log Guide	docs/repwin/repwinmg.pdf
		Administrator's Guide	docs/repwin/repwinag.pdf
Legato Octopus	4.0	Installation Guide	docs/octopus/octoig.pdf
		Message Log Guide	docs/octopus/octomg.pdf
		User's Guide	docs/octopus/octoug.pdf

TABLE 3-1 Documentation Suite CD-ROM (*Continued*)





Application	Release	Document	Location of Electronic Documentation
Legato HA+	2.2	Concepts Guide	docs/haplus/concepts.pdf
		Installation Instructions	docs/haplus/install.pdf
		Installation and Configuration Guide (AIX)	docs/haplus/aix.pdf
		Installation and Configuration Guide (HP-UX)	docs/haplus/hpux.pdf
		Installation and Configuration Guide (Solaris)	docs/haplus/solaris.pdf
Legato NetWorker HSM for Microsoft Windows NT with DiskXtender	1.2.3 	Administrator's Guide	docs/windows/hsmntag.pdf
		Release Supplement	docs/windows/hsmntrs.pdf
Legato NetWorker for MPE/iX	5.5	Installation Guide	docs/mpe/mpeig.pdf
		User's Guide	docs/mpe/mpeug.pdf
		Release Supplement	docs/mpe/mpers.pdf
NetWorker Remote for Microsoft Windows NT	2.0	Installation and Administrator's Guide	docs/remote/nwriag.pdf
			docs/remote/nwr.chm
		Release Supplement	docs/remote/nwrrs.pdf
			docs/remote/nwrrs.htm
Legato NetWorker Module for EMC ² Symmetrix for Oracle	1.2  	Installation and Administration Guide	docs/emc/oracle/emcuxag.pdf
		Release Supplement	docs/emc/oracle/emcuxrs.pdf
Legato NetWorker Module for EMC ² Symmetrix for SAP R/3 on Oracle	1.0 	Installation and Administration Guide	docs/emc/sap/emcsapag.pdf
		Release Supplement	docs/emc/sap/emcsaprs.pdf

TABLE 3-1 Documentation Suite CD-ROM (Continued)

Application	Release	Document	Location of Electronic Documentation
Legato NetWorker for Frameworks Module, HP IT/O Integration	2.0.1	Administrator's Guide	docs/frmwrks/hpitops/hpitoag.pdf
		Release Supplement	docs/frmwrks/hpitops/hpitors.pdf
Legato NetWorker for Frameworks Module, Tivoli Integration	2.1	Administrator's Guide	docs/frmwrks/tivoli/tivoag21.pdf
		Release Supplement	docs/frmwrks/tivoli/tivors21.pdf
Legato NetWorker for Frameworks Module, Tivoli Integration	2.0	Administrator's Guide	docs/frmwrks/tivoli/tivoag20.pdf
		Release Supplement	docs/frmwrks/tivoli/tivors20.pdf
Legato NetWorker for Frameworks Module, Unicenter Integration	1.1	Administrator's Guide	docs/frmwrks/unicen/unicenag.pdf
		Release Supplement	docs/frmwrks/unicen/unicenrs.pdf
Legato Replica	4.11	User's Guide	docs/replica/repug.pdf
Legato NetWorker ClientPak for NetApp	5.5-002 	Installation Guide	docs/netapp/netappig.pdf
		Release Supplement	docs/netapp/netappr.pdf
Legato NetWorker ClientPak for NetWare	4.15	Installation Guide	docs/netware/cpnwig.pdf
Legato NetWorker ClientPak for UNIX AIX, Tru64 UNIX, HP-UX, IRIX, Sequent, and Solaris operating systems	6.0 	Installation Guide	docs/unix/cpuxig.pdf
			docs/unix/cpuxig.ps
Legato NetWorker ClientPak for Microsoft Windows	5.5.3	Installation Guide	docs/windows/cpwn55ig.pdf
Legato NetWorker Module for DB2	1.1 1.0	Installation Guide	docs/db2/bmdb2ig.pdf
		Administrator's Guide	docs/db2/bmdb2ag.pdf
		Release Supplement	docs/db2/bmdb2rs.pdf

TABLE 3-1 Documentation Suite CD-ROM (Continued)







Application	Release	Document	Location of Electronic Documentation
Legato NetWorker Module for Informix	2.0	Installation Guide	docs/informix/nmiig.pdf
		Administrator's Guide	docs/informix/nmiag.pdf
		Release Supplement	docs/informix/nmirs.pdf
Legato NetWorker Module for Lotus Notes	2.0	Installation Guide	docs/lotus/nmlig.pdf
		Administrator's Guide	docs/lotus/nmlag.pdf
		Release Supplement	docs/lotus/nmlrs.pdf
	1.2	Installation Guide	docs/lotus/bmlotig.pdf
		Administrator's Guide	docs/lotus/bmlotag.pdf
		 Release Supplement	docs/lotus/bmlotrs.pdf
Legato NetWorker Module for Microsoft Exchange Server	2.0	Installation Guide	docs/msexch/bmexcig.pdf
		Administrator's Guide	docs/msexch/bmexcag.pdf
		 Release Supplement	docs/msexch/bmexcrs.pdf
Legato NetWorker Module for Microsoft SQL Server	2.0.1	Installation Guide	docs/mssql/bmsqlig.pdf
		Administrator's Guide	docs/mssql/bmsqlag.pdf
		Release Supplement	docs/mssql/bmsqlrs.pdf
Legato NetWorker Module for Oracle	3.0	 Installation Guide	docs/oracle/nmoig.pdf
	3.1	 Administrator's Guide	docs/oracle/nmoag.pdf
		 Release Supplement	docs/oracle/nmors.pdf
	2.1.2	Installation Guide	docs/oracle/bmoig.pdf
	2.1.3	Administrator's Guide	docs/oracle/bmoag.pdf
	2.2	Release Supplement	docs/oracle/bmors.pdf
Legato NetWorker Module for SAP R/3 on Oracle	2.0	 Installation Guide	docs/sap/nmsapig.pdf
		 Administrator's Guide	docs/sap/nmsapag.pdf
		 Release Supplement	docs/sap/nmsaprs.pdf

TABLE 3-1 Documentation Suite CD-ROM (Continued)

Application	Release	Document	Location of Electronic Documentation
Legato NetWorker Module for Sybase	2.0, 1.1, 1.0	Installation Guide	docs/sybase/nmsig.pdf
	2.0, 1.1	Administrator's Guide	docs/sybase/nmsag.pdf
		Release Supplement	docs/sybase/nmsrs.pdf
	1.0	Installation Guide	docs/sybase/bmsyuxig.pdf
		Administrator's Guide	docs/sybase/bmsyuxag.pdf
		Release Supplement	docs/sybase/bmsyrs.pdf
Novell Storage System (NSS) Volume Mirroring Addendum		Addendum	docs/standbys/nss.pdf
Legato StandbyServer Suite	1.1	Getting Started Guide	docs/standbys/GettingStarted.pdf
Legato StandbyServer	5.2	User's Guide (NetWare)	docs/standbys/sbs.pdf
	2.53	User's Guide (OS/2 Warp) Document is actually titled <i>Vinca High Availability for IBM OS/2 and IBM ServeRAID II SCSI Adapter User's Guide</i> .	docs/standbys/VHAOS2Book.pdf
Legato High Availability Server	1.2	User's Guide	docs/standbys/has.pdf
Legato SnapShot Server	2.1 3.1	User's Guide	docs/standbys/sss.pdf
Legato SecureDelete	1.0	User's Guide	docs/standbys/securedel.pdf
Legato CopEase	1.0	User's Guide	docs/standbys/copease.pdf
Legato Co-StandbyServer for Microsoft Windows NT	4.3	User's Guide	docs/cstandby/cstnd43/csbsug43.pdf
Legato Co-StandbyServer for Microsoft Exchange Server	4.3	User's Guide	docs/cstandby/cstndex/csbsexch.pdf

TABLE 3-1 Documentation Suite CD-ROM (*Continued*)


Application	Release	Document	Location of Electronic Documentation
Legato Co-StandbyServer for Microsoft SQL Server	4.3	User's Guide	docs/cstandby/cstndsql/ csbssql.pdf
Legato Mirroring Extension for Microsoft Cluster Service	1.0	User's Guide	docs/mirrorex/lmemscs.pdf
Legato Command Reference Guide All platforms		Command Reference Guide	docs/cmndref/command.pdf
		Command Reference Guide Usage Instructions (text)	docs/cmndref/readme.txt
Adobe Acrobat Reader Installation binaries	3.01	Acrobat for SunOS	acroread/sunos/ acrdrsch_sunos_301.tar.gz
	4.0	Acrobat for AIX	acroread/aix/ aix-rs-40.tar.gz
		Acrobat for Tru64 UNIX	acroread/tru64/ dec-rs-40.tar.gz
		Acrobat for HP-UX	acroread/hpux/ hpux-rs-40.tar.gz
		Acrobat for IRIX	acroread/irix/ irix-rs-40.tar.gz
		Acrobat for Linux	acroread/linux/ linux-ar-40.tar.gz
		Acrobat for Macintosh	acroread/mac/rs40eng.bin
		Acrobat for Solaris	acroread/solaris/ sunsparc-rs-40.tar.gz
	Acrobat for Microsoft Windows 95, Microsoft Windows 98, Microsoft Windows NT	acroread/windows/ acroread.exe	
3.01 4.0	Usage Instructions	acroread/readme.txt	

TABLE 3-1 Documentation Suite CD-ROM (*Continued*)

Application	Release	Document	Location of Electronic Documentation
GNU Ghostscript Installation binaries	4.03	Ghostscript for Sequent DYNIX/ptx	gsprint/gspprint.tar
		Usage Instructions	gsprint/readme.txt

Installing and Registering Your Software

This section provides instructions on how to install and register your software.

Installing Your Software

To install your software you need to complete the following tasks:

- Locate your software. See [“Locating Your Software”](#) below.
- Locate your installation documentation. See [“Locating Your Installation Documentation”](#) on page 28.
- Review your installation documentation. See [“Reviewing Documentation from the Documentation CD-ROM”](#) on page 28.
- Install your software. See [“To Install Your Software”](#) on page 29.

Locating Your Software

To locate your software, read the [“Tables of Solstice Backup and Related Information Protection Products”](#) on page 5 to determine which CD-ROM and directory path contain the software you want to install.

Locating Your Installation Documentation

Solstice Backup installation documentation is found on the Solstice Backup Servers, Clients, and Storage Nodes CD-ROM, in the `SBUDOCS` directory.

Reviewing Documentation from the Documentation CD-ROM

You can review Solstice Backup and related information protection product documentation by using the appropriate viewer. Solstice Backup documentation can be distributed in one or more of the following formats:

- Adobe Acrobat files (`.pdf`)
- PostScript files (`.ps`)
- HTML files (`.htm` or `.html`)
- HTML Help files (`.chm`)

▼ To View Adobe Acrobat Files

Determine whether the Adobe Acrobat Reader software is installed on your computer. If it is not installed, find the Acrobat binary for your computer on the Documentation Suite CD-ROM under `/acroread`. Use a login account with Administrator or root privileges to install this software on your computer.

- For UNIX platforms, copy the `.tar` file from the directory for your platform to a temporary extraction directory. Use the `tar` command with the appropriate options for your platform to extract the file. After the extraction is complete, use the `./INSTALL` command to install Acrobat Reader.
- For Microsoft Windows platforms, double-click the self-extracting executable `acroread.exe`.

▼ To View PostScript Files

To install the GNU Ghostscript software, refer to `/gsprint/readme.txt` on the documentation CD-ROM for instructions. The GNU Ghostscript documentation provides information on how to print a PostScript (`.ps`) file.

▼ To View HTML Files

To view HTML files, use an appropriate browser.

▼ To View HTML Help Files

To view Microsoft HTML Help files (.chm), use the Microsoft Help browser on your Microsoft Windows computer. If your version of Internet Explorer does not support HTML Help, download the latest version of the Microsoft help file executable, `hhupd.exe`, from the Microsoft web site:

www.msdn.microsoft.com/workshop/author/htmlhelp/distrib.asp

▼ To Install Your Software

To install your software:

1. Verify that your computer meets the minimum hardware and software requirements. These are listed in the installation instructions for your product.
2. Insert the product CD-ROM that includes the software you want to install in your CD-ROM drive.
3. Install and configure the software according to the instructions in the installation documentation for your product.

For late-breaking tips or information, refer to the *Release Notes* that may be listed for your product.

You can also consult the Solstice Backup 6.0 Administrator's Guide, which contains additional information to guide you through the configuration process.

4. Customize your product to your environment as needed. Refer to the documentation on the Documentation Suite CD-ROM, as well as on your product's online Help to learn about its features.

Enabling and Registering Solstice Backup and NetWorker Module Products

This section provides information for enabling your Solstice Backup software for purposes of evaluation and permanent registration, specifically:

- Enabler codes for *purchased* software
- Enabler codes for *evaluation* software

- Purchasing an Enabler Certificate
- Registering and authorizing the NetWorker software
- Contacting Customer Support

Note: Sun does not support the following products found on the NetWorker Application Modules CD-ROM, included in your media kit:

- NetWorker Module for EMC Symmetrix for SAP R/3 on Oracle
- NetWorker Module for EMC Symmetrix for Oracle

For more information about these products, contact Legato Systems at sbu-sales@legato.com.

Enabler Codes for Purchased Software

The enabler codes for the software are found on the Enabler Certificate that was sent separately from the product package.

Note: You must enter the new enabler code to register, and authorize Solstice Backup software for the upgraded functionality.

Once you enable the software, you have 45 days to register it. After you register the product, Sun will send you an authorization code which permanently enables Solstice Backup.

Enabler Codes for Evaluation Software

Once you install the Solstice Backup software, you have an allotted period of time in which you can evaluate it. This evaluation period depends on whether the Solstice Backup server is running in evaluation mode, or is authorized.

If the Solstice Backup Server Is Running in Evaluation Mode

If you installed the Solstice Backup server software for evaluation purposes, you have 30 days to use the software.

During this 30-day evaluation period, you can purchase your Solstice Backup product. Once purchased, Sun will issue you another enabler code that will permanently enable your Solstice Backup product. For specific rules on the usage of enabler codes, contact your Sun sales representative.

Note: If you have *not* purchased and entered a permanent enabler code by the end of the 30-day evaluation period, you will be unable to continue to back up data and recover any data that was backed up during the evaluation period.

Caution – If you move the Solstice Backup software from one computer to another, or change the network address of a computer after the software is installed, you will need to obtain new authorization code(s).

To purchase and register your Solstice Backup software for permanent use, see the following sections for details:

- [“Purchasing an Enabler Certificate” on page 32](#)
- [“Registering and Authorizing the Software for Permanent Use” on page 32](#)

If the Solstice Backup Server Is Permanently Enabled and Authorized

If you already have the Solstice Backup server software enabled and want to evaluate any of the optional modules included with this software distribution:

1. Make sure that your Solstice Backup server software is enabled.
2. Enter the evaluation enabler code (see [“45-Day Evaluation Enabler Codes” on page 33](#)) for the product you want to evaluate.

After entering the enabler code, you can evaluate the product for 45 days.

Caution – The evaluation enabler codes cannot be entered on more than one computer on the network. If you enter the code on more than one computer on the same network, a copy violation error occurs and the Solstice Backup server software is disabled.

To purchase and register your Solstice Backup software for permanent use, see the following sections for details:

- [“Purchasing an Enabler Certificate” on page 32](#)
- [“Registering and Authorizing the Software for Permanent Use” on page 32](#)

Purchasing an Enabler Certificate

To obtain enabler codes for your Solstice Backup products, contact the Sun License Center using one of the following methods:

- World Wide Web: <http://www.sun.com/licensing>
- E-mail: license@Sun.com
- Voice: 1-800-872-4686, at the prompt, press 3
- Fax: 1-801-431-3657

If you lose your license, you can request another via e-mail at:

lost-license@sun.com.

Also, because Solstice Backup licensing is based on the host id, an affidavit of migration must be obtained in order to move the Solstice Backup server to another machine. An affidavit of migration can be requested from the Sun License Center at the locations listed above. Once the affidavit is completed, the license center will issue a new Authorization code.

After you enable the Solstice Backup software, you have 45 days to register it. Sun sends a unique authorization code to you after receiving your completed registration form.

Registering and Authorizing the Software for Permanent Use

At the end of the evaluation period, you must purchase an enabler code and register the product to authorize it and use the feature permanently.

▼ To Register Solstice Backup

To register and authorize Solstice Backup:

1. Log in as root on the Solstice Backup server.
2. Start the Solstice Backup Administrator program:

```
nwadmin
```

3. Open the Server window. Fill in the name, address, phone, and e-mail information requested.
4. Open the Registration window and click the Create button.

5. Enter the enabler code in the Enabler Code field.
6. Print the enabler information sheet:
 - a. Select the Tabular option from the View menu.
 - b. Select Print from the File menu.
7. Register and authorize your software. You can send an e-mail of the output from the Registration window to Sun at license@Sun.com.

An authorization code that permanently enables the updated Solstice Backup software will be sent for you to enter in the Registration window.

45-Day Evaluation Enabler Codes

The table below provides 45-day evaluation enabler codes and part numbers for a number of Solstice Backup products.

TABLE 4-1 Evaluation Enabler Codes

Product	Option	45-Day Evaluation Enabler Code
Server Editions	Solstice Backup Power Edition Note: If you have already entered a Network or WorkGroup Edition base enabler, you cannot enter a Power Edition evaluation enabler. Call Customer Support for instructions on how to delete the base enabler.	e9726b-a6153a-e955b3
Storage Node Options	1 st Solstice Backup for UNIX Network Edition Storage Node	9b981d-4b67f8-6a65e1
	2 nd Solstice Backup for UNIX Network Edition Storage Node	1c199e-cad879-e9eb66
	3 rd Solstice Backup for UNIX Network Edition Storage Node	9c991e-4a58f9-696ae6
	1 st Solstice Backup for Microsoft Windows Network Edition Storage Node	68edea-3e941a-c3a732
	2 nd Solstice Backup for Microsoft Windows Network Edition Storage Node	e96e6b-b91599-4239b3
	3 rd Solstice Backup for Microsoft Windows Network Edition Storage Node	69eeeb-399519-c2ba33

TABLE 4-1 Evaluation Enabler Codes (*Continued*)

Product	Option	45-Day Evaluation Enabler Code
SAN Storage Node Options	SAN Storage Node for NT Network Edition	2002
	San Storage Node for NT Power Edition	2003
	SAN Storage Node for UNIX Network Edition	2004
	SAN Storage Node for UNIX Power Edition	2005
ClientPak Options	Legato NetWorker ClientPak for NetWare	3303
	Legato NetWorker ClientPak for PC Desktops	3302
	Legato NetWorker ClientPak for UNIX	3300
	Legato NetWorker ClientPak for Microsoft Windows NT	3304
Autochanger Software Modules	NetWorker Autochanger Software Module Unlimited Slots Microsoft Windows/UNIX	1d14e0-1fd965-193167
Client Connections	100 NetWorker Client Connections Microsoft Windows/UNIX	77e4d7-63d771-728f97
Archive Modules	NetWorker Archive Module UNIX	da5f5c-9f261d-0c8ba0
	NetWorker Archive Module Microsoft Windows	3a21bc-ffc67b-9da800
Legato NetWorker Recovery Manager	NetWorker Recovery Manager	77e2f9-3383a5-4dea3d
	5 NetWorker Automated Recovery Modules (ARM)	56cdd8-10a282-60911c
Legato NetWorker for Frameworks	Legato NetWorker for Frameworks Module UNIX and Microsoft Windows NT servers	858207-6971d1-2b63cf
MPE/ix ClientPak	Legato NetWorker ClientPak for MPE/ix - Tier 3	3431b6-ecc061-ddb17e
MPE/ix Storage Node	Legato NetWorker Storage Node for MPE/ix - Tier 3	f37075-a30f20-fb20b9
Legato GEMS Storage Resource Manager	Server	1242947621-1445228705
	Unlimited Microsoft Windows NT, UNIX, and Linux connections	1377165361-1445752993
Legato GEMS Reporter	25 connections for UNIX and Microsoft Windows NT servers	JFAHEMLE-T0C5M6XV-BXK8MPFC

TABLE 4-1 Evaluation Enabler Codes (*Continued*)

Product	Option	45-Day Evaluation Enabler Code
Enterprise Application Modules	NetWorker Module for Informix, UNIX client	cc494e-872811-52f796
	NetWorker Module for Informix, Microsoft Windows client	f06b72-bb0c35-76d3ba
	NetWorker Module for DB2, UNIX client	9a811c-4166df-2394e0
	NetWorker Module for Lotus Notes, UNIX client	f27774-b90e2e-8074b8
	NetWorker Module for Lotus Notes, Microsoft Windows client	3722b9-f6c36a-76c97d
	NetWorker Module for Oracle 3.0, UNIX client	e27964-861e3d-c671a8
	NetWorker Module for Oracle 3.0, Microsoft Windows client	ef6a71-910b2e-c776b5
	NetWorker Module for Oracle 2.x, UNIX client	2623a8-efd278-f9c46c
	NetWorker Module for Oracle 2.x, Microsoft Windows client	a2b924-635ef1-d903e8
	NetWorker Module for Microsoft Exchange Server	de5b60-aa1a2d-d3dca4
	NetWorker Module for Microsoft SQL Server	203ba2-eadc6b-11516a
	NetWorker Module for SAP/R3 on Oracle, UNIX client	79fefb-3385a4-050bc3
	NetWorker Module for SAP/R3 on Oracle, Microsoft Windows client	9e8520-6e5aec-55a6e4
	NetWorker Module for Sybase	b4b136-7040e0-cf78fe