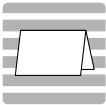


Solaris™ 7 11/99 Sun™ Desktop Roadmap

This document is a guide to the CDs and documents involved in installing the Solaris™ 7 11/99 software. This document identifies whether a CD is new or has been updated since earlier Solaris 7 releases (the original release and the Solaris 7 3/99, 5/99, and 8/99 update releases).

Beginning Your Solaris Installation



The best way to begin your installation of Solaris 7 11/99 software is by reading the *Installation Instructions for Solaris 7* in the media kit. This card says “Start Here.” Read these instructions to decide which type of Solaris installation is right for you.

You can choose the Solaris Web Start installation procedure or the traditional Solaris Interactive Installation.

- If you choose Solaris Web Start, the information you need is in the *Installation Instructions* card and the Solaris Web Start interface.
- If you decide to do a Solaris Interactive Installation and need to know more about Solaris and other software products before installing them, read the following sections of this roadmap. (There are special software installation procedures for some systems in the *Solaris 7 11/99 Sun Hardware Platform Guide*.)

Note – The Solaris 7 11/99 CD in this kit contains Solaris Web Start software configured to install a desktop system, not a server system. Other installation methods can use this CD to install software on desktop or server systems.

CDs

This section describes each CD contained in the Solaris 7 11/99 Desktop kit. The description of each CD identifies the major pieces of software on it and points to the documents that contain installation instructions for each piece of software.

Note – You must install the Solaris 7 11/99 operating environment before installing any of the other software that comes with it. (This is handled automatically by the Solaris Web Start installation procedure.)



Solaris 7 11/99 Software CD (Desktop Configuration)

UPDATED SINCE THE SOLARIS 7 8/99 RELEASE: This CD contains the Solaris 7 11/99 operating environment, which includes the SunOS™, Common Desktop Environment (CDE), and OpenWindows™ software.

TO INSTALL: First, be sure to read about any known problems described in the *Solaris 7 11/99 Release Notes* and the *Solaris 7 11/99 Release Notes Supplement for Sun Hardware*.

Read the “Supported Sun Hardware” chapter in the *Solaris 7 11/99 Sun Hardware Platform Guide* to determine if your Sun™ hardware supports this Solaris release. Then read that document and the *Solaris 7 11/99 Release Notes Supplement for Sun Hardware* to determine if there are special installation instructions for your hardware.

When you are ready to install the Solaris software on a desktop system, see the “Planning Your Installation” chapter in the *Solaris 7 Installation Library (SPARC Platform Edition)*.



Solaris 7 11/99 Documentation CD

UPDATED SINCE THE SOLARIS 7 8/99 RELEASE: This CD contains the AnswerBook2™ browser-based online documentation system and several AnswerBook™ sets of manuals for users, administrators, and developers.

TO INSTALL: Read the “Accessing Online Documentation” chapter in the *Solaris 7 Installation Library*. This chapter also explains how to read manuals in the AnswerBook sets directly from this CD.



Software Supplement for the Solaris 7 11/99 Operating Environment for Sun Computer Systems CD

UPDATED SINCE THE SOLARIS 7 8/99 RELEASE: This CD is known as the “Sun Computer Systems Supplement CD.” It contains additional software for use on Sun hardware products, including:

- SunVTST[™] 3.4 diagnostic software
- ShowMe TV[™] 1.3 video viewing and broadcasting software
- PC file viewer/PC launcher software
- SunForum[™] data conferencing software
- OpenGL[®] graphics library runtime software
- Alternate Pathing 2.2 software for Sun Enterprise[™] 3x00, 4x00, 5x00, and 6x00 servers
- Alternate Pathing 2.2 software for the Sun Enterprise 10000 server
- SunFDDI[™] drivers (for PCI and SBus) to use in a 64-bit Solaris environment
- SunHSI[™] drivers (for PCI and SBus)
- Sun Gigabit Ethernet Adapter driver
- SunATM[™] 4.0 Update 1 driver
- Java 3D[™] software
- Sun Remote System Control (RSC) software for Sun Enterprise 250 server users
- Solaris 7 11/99 on Sun Hardware Collection AnswerBook set, which includes online manuals about using the software on this CD, and additional manuals about using this Solaris release on Sun hardware products

This CD also contains patches needed by some systems and some documents in PostScript[™], HTML, or text format.

TO INSTALL: Read the “Installing Software from the Sun Computer Systems Supplement CD” chapter in the *Solaris 7 11/99 Sun Hardware Platform Guide*.



Flash PROM Update Multimedia AnswerBook CD

UNCHANGED SINCE THE SOLARIS 7 RELEASE: This CD contains an AnswerBook collection with video clips demonstrating steps to be performed on certain hardware that requires an update to flash PROM firmware before that system can run the Solaris 7 software with a 64-bit kernel. These video clips are an enhancement to the flash PROM update instructions in the *Solaris 7 11/99 Sun*

Hardware Platform Guide. That document explains how to determine if your system needs this update. (The software that performs flash PROM updates is on the Solaris Software CD.)

TO INSTALL: Read the *Solaris 7 11/99 Sun Hardware Platform Guide* or the README file on this CD.



Netscape Communicator 4.51 CD

UPDATED SINCE THE SOLARIS 7 8/99 RELEASE: This CD contains Netscape™ Communicator™ 4.51 browser software prepared for installation and use in the Solaris operating environment.

TO INSTALL: Start by reading the `readme_en.txt` file on this CD.



Sun Enterprise SyMON 2.0.1 CD

USE THE CD FROM THE SOLARIS 7 8/99 MEDIA KIT: This CD contains the software and documentation for the Sun Enterprise SyMON™ 2.0.1 system management tool.

TO INSTALL: Start by reading the `INSTALL.README` file on this CD.



StarOffice 5.1 CD

NEW FOR THIS RELEASE: This CD contains the software and documentation for the StarOffice™ 5.1 office productivity suite.

TO INSTALL: Read the instructions on the StarOffice 5.1 CD package.



Solaris 7 Maintenance Update 4 (SPARC Platform Edition) CD

UPDATED SINCE THE SOLARIS 7 8/99 RELEASE: This CD contains patches that are already incorporated into the Solaris 7 11/99 release. This separate CD enables you to install this group of patches to an existing system running the Solaris 7 software.

Because these patches are preapplied to the code on the Solaris 7 11/99 software CD, you do not need this CD at all to do a fresh install or upgrade to the Solaris 7 11/99 release. You only need to use the Maintenance Update CD if your system is running

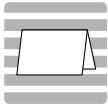
the original Solaris 7 release or the Solaris 7 3/99, 5/99, or 8/99 release and you want to install the Maintenance Update collection of patches on top of the existing operating environment.

TO INSTALL: See the *Solaris 7 Maintenance Update 4 Release Notes*. To install the maintenance update, execute the `install_mu` script from this CD.

Installation Documents

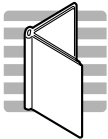
This section describes the documents you can use to install software contained in the Solaris 7 11/99 Desktop kit.

Note – Only documents that are needed for installation are listed here. There are other documents in the kit that are not related to installation.



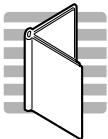
Installation Instructions for Solaris 7

This document says “Start Here.” It helps you decide which installation method to use. You can choose the new Solaris Web Start installation procedure or a traditional Solaris Interactive Installation. Read this before you begin installing the Solaris software to decide which type of installation is right for you.



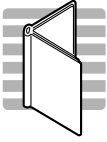
Solaris 7 Installation Supplement

This document provides information about features related to installation that have changed since the initial Solaris 7 release.



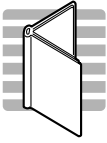
Solaris 7 11/99 Release Notes (SPARC Platform Edition)

This document includes bug descriptions and installation news. In addition, it provides late-breaking product bug descriptions; late-breaking information about new features, patches, and end-of-feature statements; and late-breaking driver updates. This is a supplement to the release information provided in the files contained in the `SUNWrdm` package on the Solaris CD.



Solaris 7 11/99 Release Notes Supplement for Sun Hardware

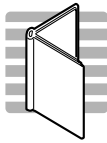
This document includes additional bug descriptions and news that apply to installing and using this Solaris release on Sun hardware products.



Solaris 7 11/99 Sun Hardware Platform Guide

This document provides information about installation and use of this Solaris release on specific Sun hardware products. It describes the software contained on the Sun Computer Systems Supplement CD and explains how to install that software. It also explains how to determine if your system needs a flash PROM update before using this release of Solaris in 64-bit mode and explains how to perform the update.

This document also is available on the Sun Computer Systems Supplement CD as files in the `/docs` directory and as part of the Solaris 7 11/99 on Sun Hardware Collection AnswerBook on this CD in the `SUNWabhdw` package.

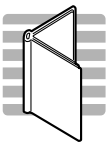


Solaris 7 (SPARC Platform Edition) Installation Library

This document contains information that may be required for planning and performing more complex installations of the Solaris 7 11/99 software, such as an upgrade from an earlier Solaris release. (This book was titled *Information Library* in the Solaris 2.6 release.)

Note – Information about the Supplement CD that was contained in the “Vendor Value-Added Software” module of this book in some past releases is now located in the *Solaris 7 11/99 Sun Hardware Platform Guide*.

This document also is available in HTML and AnswerBook2 form on the Documentation CD.



Solaris 7 Maintenance Update 4 Release Notes (SPARC Platform Edition)

This document describes how to install the Maintenance Update CD and describes the patches incorporated into this release. You don't need to perform the procedures in this document if you are installing or upgrading to the Solaris 7 11/99 release.

Copyright 1999 Sun Microsystems, Inc., 901 San Antonio Road, Palo Alto, California 94303-1100 U.S.A. All rights reserved.

This product or document is protected by copyright and distributed under licenses restricting its use, copying, distribution, and decompilation. No part of this product or document may be reproduced in any form by any means without prior written authorization of Sun and its licensors, if any. Third-party software, including font technology, is copyrighted and licensed from Sun suppliers.

Parts of the product may be derived from Berkeley BSD systems, licensed from the University of California. UNIX is a registered trademark in the U.S. and other countries, exclusively licensed through X/Open Company, Ltd.

Sun, Sun Microsystems, the Sun logo, SunSoft, SunDocs, SunExpress, Solstice, Java, HotJava, SunOS, OpenWindows, AnswerBook, AnswerBook2, SunVTS, Remote System Control, SunFDDI, ShowMe TV, SunForum, JumpStart, StarOffice, and Solaris are trademarks, registered trademarks, or service marks of Sun Microsystems, Inc. in the U.S. and other countries. All SPARC trademarks are used under license and are trademarks or registered trademarks of SPARC International, Inc. in the U.S. and other countries. Products bearing SPARC trademarks are based upon an architecture developed by Sun Microsystems, Inc. Netscape™, Navigator, and Communicator are trademarks of Netscape Communications Corporation. OpenGL is a registered trademark of Silicon Graphics, Inc. TotalNet Advanced Server is a trademark of Syntax, Inc.

For SunForum 3.0, the following notice applies: Copyright DATA CONNECTION LIMITED 1999 Copyright TELES AG 1999 DATA CONNECTION® is a registered trademark of DATA CONNECTION LIMITED in the U.S. and other countries.

For Netscape Communicator, the following notice applies: Copyright 1995 Netscape Communications Corporation. All rights reserved.

The OPEN LOOK and Sun™ Graphical User Interface was developed by Sun Microsystems, Inc. for its users and licensees. Sun acknowledges the pioneering efforts of Xerox in researching and developing the concept of visual or graphical user interfaces for the computer industry. Sun holds a non-exclusive license from Xerox to the Xerox Graphical User Interface, which license also covers Sun's licensees who implement OPEN LOOK GUIs and otherwise comply with Sun's written license agreements.

RESTRICTED RIGHTS: Use, duplication, or disclosure by the U.S. Government is subject to restrictions of FAR 52.227-14(g)(2)(6/87) and FAR 52.227-19(6/87), or DFAR 252.227-7015(b)(6/95) and DFAR 227.7202-3(a).

DOCUMENTATION IS PROVIDED "AS IS" AND ALL EXPRESS OR IMPLIED CONDITIONS, REPRESENTATIONS AND WARRANTIES, INCLUDING ANY IMPLIED WARRANTY OF MERCHANTABILITY, FITNESS FOR A PARTICULAR PURPOSE OR NON-INFRINGEMENT, ARE DISCLAIMED, EXCEPT TO THE EXTENT THAT SUCH DISCLAIMERS ARE HELD TO BE LEGALLY INVALID.

Copyright 1999 Sun Microsystems, Inc., 901 San Antonio Road, Palo Alto, Californie 94303-1100 Etats-Unis. Tous droits réservés.

Ce produit ou document est protégé par un copyright et distribué avec des licences qui en restreignent l'utilisation, la copie, la distribution, et la décompilation. Aucune partie de ce produit ou document ne peut être reproduite sous aucune forme, par quelque moyen que ce soit, sans l'autorisation préalable et écrite de Sun et de ses bailleurs de licence, s'il y en a. Le logiciel détenu par des tiers, et qui comprend la technologie relative aux polices de caractères, est protégé par un copyright et licencié par des fournisseurs de Sun.

Des parties de ce produit pourront être dérivées des systèmes Berkeley BSD licenciés par l'Université de Californie. UNIX est une marque déposée aux Etats-Unis et dans d'autres pays et licenciée exclusivement par X/Open Company, Ltd.

Sun, Sun Microsystems, le logo Sun, SunSoft, SunDocs, SunExpress, Solstice, Java, HotJava, SunOS, OpenWindows, AnswerBook, AnswerBook2, SunVTS, Remote System Control, SunFDDI, ShowMe TV, SunForum, JumpStart, StarOffice, et Solaris sont des marques de fabrique ou des marques déposées, ou marques de service, de Sun Microsystems, Inc. aux Etats-Unis et dans d'autres pays. Toutes les marques SPARC sont utilisées sous licence et sont des marques de fabrique ou des marques déposées de SPARC International, Inc. aux Etats-Unis et dans d'autres pays. Les produits portant les marques SPARC sont basés sur une architecture développée par Sun Microsystems, Inc. Netscape™, Navigator, et Communicator sont des marques de Netscape Communications Corporation. OpenGL est une marque déposée de Silicon Graphics, Inc. TotalNet Advanced Server est une marque de Syntax, Inc.

La notice suivante est applicable à SunForum 3.0 : Copyright DATA CONNECTION LIMITED 1999 Copyright TELES AG 1999 DATA CONNECTION® est une marque déposée de DATA CONNECTION LIMITED aux Etats-Unis et dans d'autres pays.

L'interface d'utilisation graphique OPEN LOOK et Sun™ a été développée par Sun Microsystems, Inc. pour ses utilisateurs et licenciés. Sun reconnaît les efforts de pionniers de Xerox pour la recherche et le développement du concept des interfaces d'utilisation visuelle ou graphique pour l'industrie de l'informatique. Sun détient une licence non exclusive de Xerox sur l'interface d'utilisation graphique Xerox, cette licence couvrant également les licenciés de Sun qui mettent en place l'interface d'utilisation graphique OPEN LOOK et qui en outre se conforment aux licences écrites de Sun.

CETTE PUBLICATION EST FOURNIE "EN L'ETAT" ET AUCUNE GARANTIE, EXPRESSE OU IMPLICITE, N'EST ACCORDEE, Y COMPRIS DES GARANTIES CONCERNANT LA VALEUR MARCHANDE, L'APTITUDE DE LA PUBLICATION A REpondre A UNE UTILISATION PARTICULIERE, OU LE FAIT QU'ELLE NE SOIT PAS CONTREFAISANTE DE PRODUIT DE TIERS. CE DENI DE GARANTIE NE S'APPLIQUERAIT PAS, DANS LA MESURE OU IL SERAIT TENU JURIDIQUEMENT NUL ET NON AVENU.